



# GENERAL REGULATIONS

Revised 30th JANUARY 2024

10	General Reg				It is the responsibility of the competitor to follow the Rules and Regulations and any updates on the IHRA Australia Website <a href="https://www.ihra.com.au">https://www.ihra.com.au</a> , that pertain to your vehicle.	Mandatory
11	General Reg				IHRA Australia rules provide guidelines and minimum standards for the construction and operation of vehicles used in IHRA Australia Championship Drag Racing and Sanctioned facilities events. It is the responsibility of the participant to be familiar with the contents of these rules and to comply with its requirements. Do not leave it up to IHRA Australia Stewards and Track officials to catch all potential rule compliance problems. That responsibility rests first and foremost with YOU - the participant.	Mandatory
12	General Reg				It is the responsibility of the participant not IHRA Australia or any track, to ensure that all safety equipment is approved and is correctly installed, worn, maintained, and used	Mandatory
15	General Reg		Body	Airfoils / wings	If open vehicle or supercharged sedan and permitted by class regulations, then non-OEM airfoils, canards, wings and spoilers are in use.	Allowed
20	General Reg		Body	Aerodynamic devices	Fixed during run	Mandatory
30	General Reg		Body	Aerodynamic devices	Mounted and supported securely.	Mandatory
40	General Reg		Body	Wing support	If Top Fuel, then compliant with SFI 49.1.	Mandatory
50	General Reg		Body	Bonnet	If rear of bonnet is raised, vehicle has original factory glass windscreen.	Mandatory
60	General Reg		Body	Body - Bonnet Scoop	Method of defining bonnet scoop height is defined in the diagram below.	Mandatory
				FIGURE 1.0	<p style="text-align: center;"><b>BONNET SCOOP HEIGHT</b></p> <p>The diagram shows a side profile of a car with a bonnet scoop. Two horizontal dashed lines indicate the measurement points: the top of the scoop and the highest point of the bonnet. The scoop is mounted on the bonnet.</p>	
65	General Reg		Body	Body / Appearance	Any vehicle that is deemed to be outside of the spirit of the rules for the nominated class must undergo vehicle classification process	Mandatory
70	General Reg		Body	Carburettor	If not a sedan class with original glass windscreen, and bonnet is mandatory for class, and carburettor is exposed, then a bonnet scoop which is open only at front is fitted.	Mandatory

80	General Reg		Body	Competition numbers	If IHRA competition number is attached to a vehicle, then the rider or driver holds a permanent IHRA licence.	Mandatory
90	General Reg		Body	Competition numbers	If not place getter in Professional championship, nor National Champion, then number is unique.	Mandatory
100	General Reg		Body	Competition number and class designation	Indicated on both sides of the vehicle / bike.	Mandatory
110	General Reg		Body	Competition number and class designation	In a prominent location and large enough to be easily readable from control tower.	Mandatory
120	General Reg		Body	Competition number	If Motorcycle, then Competition Number minimum size is 50 mm high and 25 mm wide. All other vehicles, the minimum size is 150 mm high and 75 mm wide. In all case however the width must be at least 50% of height. At the discretion of IHRA, the size of numbers placed on the front windscreen may be smaller.	Mandatory
130	General Reg		Body	Competition number - class designation	Class Designation Letters to be at least 50% of size of Competition Numbers.	Mandatory
140	General Reg		Body	Competition number	Matches the licence number of the driver or the rider.	Mandatory
150	General Reg		Body		Racing Series and IHRA Decals to be placed in accordance with diagram.	Mandatory
				FIGURE 2.0	<p style="text-align: center;"><b>DECALS</b></p>	
160	General Reg		Body	Door hinges	If sedan type and door hinges are quick release, then positive retaining device is fitted.	Mandatory
170	General Reg		Body	Firewall	Flame and fuel proof.	Mandatory
180	General Reg		Body	Firewall	Extends from floor and/or belly pan to top of engine compartment upper seal (deck, bonnet or cowl).	Mandatory
190	General Reg		Body	Firewall	Extends entire width of body.	Mandatory

200	General Reg		Body	Firewall	If vehicle is supercharged, turbocharged or nitrous oxide injected, then steel/chrome moly of at least 0.9 mm (0.036 inches) or aluminium of at least 1.6 mm (.062 inches).	Mandatory
210	General Reg		Body	Firewall	If vehicle naturally aspirated, then steel/chrome moly of at least 0.6 mm (0.024 inches) or aluminium of at least 0.8 mm (0.032 inches).	Mandatory
220	General Reg		Body	Firewall	Magnesium, Carbon Fibre or fibreglass.	Forbidden
230	General Reg		Body	Firewall	Acts as an isolating bulkhead between driver's compartment and engine.	Mandatory
240	General Reg		Body	Firewall	Flame-resistant material, such as metal, including any seals of openings in firewall.	Mandatory
250	General Reg		Body	Floor	If no floor, then aluminium or steel floor panels are installed and are as long and as wide as the driver's compartment, for the distance to the rear of the driver's seat.	Mandatory
260	General Reg		Body	Floor	Vehicle is not used for passengers and passenger floor is of composite material, correctly mounted.	Allowed
270	General Reg		Body	Subfloor	If equipped with belly pan made from a breakable material such as fibreglass, then a subfloor made of metal needs to be installed.	Mandatory
280	General Reg		Body	Subfloor and belly pan	If a belly pan is installed under engine, and is not an oil retention device, or belly pan is installed under driver's compartment, then include drain holes to prevent liquid and/or foreign matter collecting.	Mandatory
290	General Reg		Body	Body - Front Overhang	Front overhang meets dimensions shown in the diagram below.	Mandatory
				<p style="text-align: center;"><b>FIGURE 3.0</b></p>	<p style="text-align: center;"><b>BODY – FRONT DIMENSIONS</b></p> <p>The diagram shows a front wheel with several dimension lines. A horizontal line above the wheel indicates a 40" (1016 mm) front overhang from the wheel centerline to the front edge of the body. A vertical line to the right of the wheel indicates a 24" (610 mm) maximum rise forward of the front axle centreline. Another vertical line below the wheel indicates a 12" (305 mm) maximum spill plate height. A final vertical line at the bottom indicates a 3" (76 mm) minimum ground clearance.</p>	
300	General Reg		Body	Latches	If vehicle body is lifted up to enable ingress for driver, then the latch to allow such lifting is in the centre of the front face of the body.	Mandatory
310	General Reg		Body	Latches	If driver ingress is not via lifting of the body and external hood pins are not used, then the location of latches used to secure engine covers are indicated via reflective tape or a circle of contrasting colour and diameter 75 mm (3 inches).	Mandatory

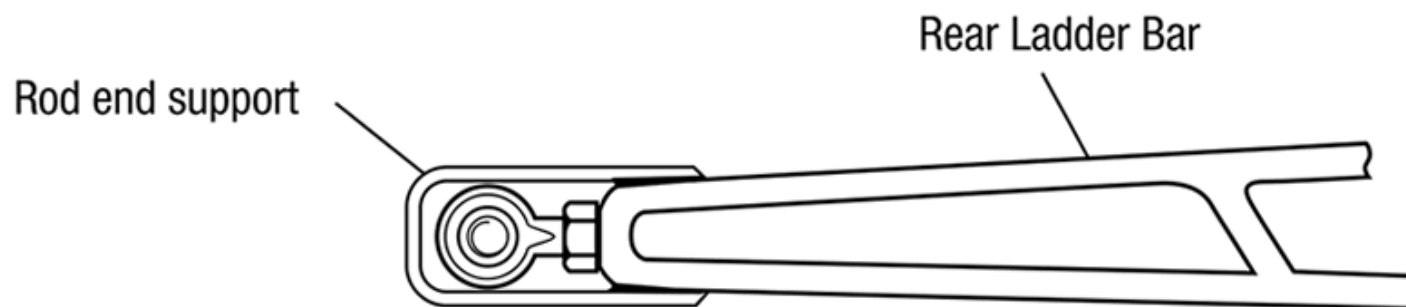
320	General Reg		Body	Log book	Each vehicle has a separate log book.	Mandatory
330	General Reg		Body	Log book	One person owns more than one vehicle and therefore more than one log book.	Allowed
340	General Reg		Body	Weight distribution	Front wheels carry proportion of weight on front wheels to ensure proper handling.	Mandatory
350	General Reg		Body	Weight distribution	If vehicle carries the front wheels during acceleration and doesn't track centrally, then extra front-end weight may be required by IHRA officials.	Information
360	General Reg		Body	Deflector	Securely mounted and does not obstruct forward view of driver.	Mandatory
370	General Reg		Body	Deflector	Diverts debris, liquid or wind over the driver's head.	Mandatory
380	General Reg		Body	Windows - side	If tinted, driver's visibility is not prevented at night.	Mandatory
390	General Reg		Body	Windows - side	If Funny Car and full side window, then includes opening of diameter 6 inches, to permit ingress to vehicle.	Mandatory
400	General Reg		Body	Windows and windshields	If present due to relevant class regulation, then polycarbonate, safety glass or shatterproof material.	Mandatory
405	General Reg		Body	Windows and windshields	At least 1/8 inch (3mm) thick polycarbonate	Mandatory
410	General Reg		Body	Windscreen - front	OEM tint.	Allowed
420	General Reg		Body	Windscreen	If windshield not required by regulations, then a plastic, polycarbonate or metal deflector is installed.	Mandatory
730	General Reg		Brakes	Hand Lever	If in use, Is inside driver's compartment	Mandatory
740	General Reg		Brakes	Lines	If line passes flywheel/bellhousing and no flywheel shield, then line is either enclosed in tubing of wall thickness no less than 3 mm (1/8 inch) and of length 406 mm (16 inches) OR routed outside the frame rail.	Mandatory
750	General Reg		Brakes	Lines	If fixed, then steel.	Mandatory
760	General Reg		Brakes	Rear	If vehicle faster than 170 mph then at least rear discs of diameter 280 mm (11 inches).	Mandatory
770	General Reg		Brakes	Hydraulic	Hydraulic type and working correctly.	Mandatory
780	General Reg		Brakes	Brakes	If slower than 130 mph acting on at least two rear wheels minimum	Mandatory
790	General Reg		Brakes	Brakes	If sedan, wagon, van or ute and quicker than 130 mph then 4-wheel brakes.	Mandatory
800	General Reg		Brakes	Brakes	Driver or rider directly creates all braking effects.	Mandatory
805	General Reg		Brakes	Carbon Fibre	Carbon Fibre brake rotors measuring a minimum diameter of 280mm( 11 Inches) rear wheels minimum required on all vehicles weighing more than 2100 lbs. (925 Kgs) and exceed 225 Mph. Carbon Fibre brake rotors must be used in conjunction with specific carbon fibre brake pads. Mandatory from 01/01/2019.	Mandatory
1100	General Reg		Helmet Bars	Helmet Bars	If Dragster or Hot Rod or Funny Car or Roadster or Altered or Junior Dragster then fitted with helmet bars.	Mandatory
1105	General Reg		Helmet Bars	Helmet Bars	If Dragster or Hot Rod or Funny Car or Roadster or Altered, any flat steel strap forbidden. Effective 01/01/2021	Forbidden

1110	General Reg		Helmet Bars	Helmet Bars	Existing Pre 2020 Dragster or Hot Rod or Funny Car or Roadster or Altered, then helmet bar constructed of 3/4-inch x 0.058 inch minimum or larger round tube only.	Allowed
1112	General Reg		Helmet Bars	Helmet Bars	Junior Dragster All NEW chassis helmet bars must be constructed of 3/4 x 0.058 inch Chromoly, 3/4 inch x 0.083 Mild Steel, round tube only. Effective immediately.	Mandatory
1115	General Reg		Helmet Bars	Helmet Bars	If Dragster or Hot Rod or Funny Car or Roadster or Altered, (excluding Junior Dragster). All NEW chassis helmet bars must be constructed of 1-inch x 0.058 inch Chromoly, 1-inch x 0.118-inch Mild Steel, round tube only. Effective immediately.	Mandatory
1120	General Reg		Helmet Bars	Helmet Bars	If helmet bars required, then fitted between ALL uprights of the roll cage.	Mandatory
1130	General Reg		Helmet Bars	Helmet Bars	During a rollover helmet bars prevent the bars from widening and prevent the driver's helmet making its way through gaps in the rollover hoops.	Mandatory
1140	General Reg		Helmet Bars	Helmet Bars	If a vehicle is non-compliant, then logged and made compliant before its next event.	Mandatory
1500	General Reg		Roll Bar/Cage	Padding	If the driver's helmet can hit the roll bars or cage, use of either FIA 8857-2001 or SFI 45.1 compliant padding.	Mandatory
1505	General Reg		Roll Bar/Cage	Padding	Effective 01/02/2024 All Professional vehicles - Top Fuel, Funny Car, Pro Alcohol, Pro Slammer, Pro Mod and Pro Stock must have ISP/Butler Roll-cage padding meeting SFI Spec 45.2 mandatory anywhere driver's helmet may come in contact with roll-cage components during tyre shake or an accident. Padding must be covered with a minimum of one layer of flame-retardant material.	Mandatory
		<b>FIGURE 31.0</b>			<p>1" (25mm) MAXIMUM CLEARANCE HELMET to PADDING</p> <p>FRONT VIEW SEDAN</p> <p>FRONT VIEW DRAGSTER - FUNNY CAR - ALTERED</p> <p>■ SFI 45.2 PADDING ■ ABOVE HELMET SFI 45.2 PADDING SFI 45.1 PADDING FIA 8857 - 2001</p>	
1510	General Reg		Roll Bar/Cage	Padding	If compliant padding used, secured to the roll cage or roll bars so padding cannot move.	Mandatory
1520	General Reg		Roll Bar/Cage	Padding	When cable ties are used to secure the padding, checking of the ties for deterioration and condition.	Mandatory
1930	General Reg		Chassis / Frame	Roll cage	If fitted, welded bush of thickness at least that of the drilled tube.	Mandatory
1940	General Reg		Chassis / Frame	Shock absorbers	If fitted, then of friction or hydraulic type and in working condition and securely mounted.	Mandatory
1950	General Reg		Chassis / Frame	Shock absorbers - Type	Unless stated in Class Regulations, then at least one, operable unit for each sprung wheel.	Mandatory
1960	General Reg		Chassis / Frame	Alignment	Positive castor in front suspension, such that vehicle handles correctly at any speed.	Mandatory
1970	General Reg		Chassis / Frame	Steering - Mounting	To bellhousing or shield.	Forbidden
1980	General Reg		Chassis / Frame	Steering - Mounting	Shafts, boxes and sectors mounted to frame or appropriate cross member.	Mandatory
1990	General Reg		Chassis / Frame	Steering - Rod Ends	If not Junior Dragster, then shank diameter at least 10 mm (3/8 inch).	Mandatory

2000	General Reg		Chassis / Frame	Steering - Rod Ends	Manufactured with grease nipples.	Forbidden
2010	General Reg		Chassis / Frame	Steering - Rod Ends	Suitable for racing applications.	Mandatory
2020	General Reg		Chassis / Frame	Steering - Rod Ends	Female rod end used to replace original ball joint for installation of rack and pinion steering and with no welding.	Allowed
2030	General Reg		Chassis / Frame	Steering - Rod Ends	Flat washers are used such that the bearing does not pull out.	Mandatory
2040	General Reg		Chassis / Frame	Steering - Shaft	The steering shaft in front of the joint is the same length as the radius rods which locate the axle.	Mandatory
2050	General Reg		Chassis / Frame	Steering	Auditor or Scrutineer has confirmed safe condition.	Mandatory
2055	General Reg		Chassis / Frame	Steering Extension	Effective 01/02/2024 All Pro Slammer, Pro Mod vehicles will require a steering column extension for ease of access getting into and out of your vehicle. Designed so drivers can easily be removed from vehicle in case of accident. Please see FIGURE 30.0 below.	Mandatory
					<p><b>FIGURE 30.0</b></p> <p><b>EXTENSION MEASUREMENT</b> With your arm at full extension, your finger tips are to be in-line with the quick release at the end of the steering shaft.</p> <p><b>EXTENSION LENGTH</b> Will be determined when you are in your driving position.</p>	
2060	General Reg		Chassis / Frame	Steering	Minimal play.	Mandatory
2070	General Reg		Chassis / Frame	Steering	Tie rods and drag link must be secured and keyed.	Mandatory
2080	General Reg		Chassis / Frame	Steering	If vehicle has rack and pinion steering and a beam axle, then a universal joint steering shaft is used and the rack is mounted on the axle. The steering shaft in front of the joint is the same length as the radius rods which locates the front axle.	Mandatory
2090	General Reg		Chassis / Frame	Suspension - Radius Rods	Of the same length, if more than one pair are used to locate the front axle.	Mandatory
2100	General Reg		Chassis / Frame	Suspension	If not Junior Dragster, then shank diameter at least 10 mm (3/8 inch).	Mandatory
2110	General Reg		Chassis / Frame	Suspension	If Junior Dragster, then shank diameter at least 8 mm (5/16 inch).	Mandatory
2120	General Reg		Chassis / Frame	Suspension - Rod Ends	Female rod ends, in suspension components.	Forbidden
2130	General Reg		Chassis / Frame	Suspension - Rod Ends	To provide support in case of rod end failure, front support of ladder bars has a support as per the diagram below.	Mandatory

# LADDER BAR RETAINMENT ROD ENDS

FIGURE 18.0



2150	General Reg		Chassis / Frame	Suspension - Type	Unless permitted otherwise in Class Regulations, all vehicles must have operating suspension of automotive type.	Mandatory
2160	General Reg		Chassis / Frame	Suspension	Rigid mount if permitted by class regulations.	Allowed
2170	General Reg		Chassis / Frame	Suspension	Flat washers are used such that the bearing does not pull out.	Mandatory
2180	General Reg		Chassis / Frame	Technical Inspections	If motorcycle and quicker than 10.00 seconds (1/4 mile) 6.40 (1/8 mile) or unmodified OEM motorcycle with OEM swing arm and quicker than 9.50 seconds (1/4mile) / 6.00 seconds (1/8 mile), then Technical Inspection every 2 years.	Mandatory
2190	General Reg		Chassis / Frame	Technical Inspections	If motorcycle and modified frame or brakes or fitted with aftermarket or non-OEM or modified, being welded or bolt in type, swing arm, then Technical Inspection every 2 years.	Mandatory
2195	General Reg		Chassis/Frame	Technical Inspections	All super sedan vehicles will require a Technical Inspection when running between 8.50 and 10.99 sec ( 1/4 Mile)	Mandatory
2200	General Reg		Chassis / Frame	Chassis/Frame - Repairs	If chassis or frame has undergone major repairs of modifications, then IHRA notified and recorded in the Vehicle Log Book.	Mandatory
2210	General Reg		Chassis / Frame	Chassis - inspection	If a new fabricated chassis, inspection by IHRA before painting and chassis details recorded in vehicle log book.	Mandatory
2220	General Reg		Chassis / Frame	Chassis - inspection	Tubing without CM4130 markings will not be recognized as CM4130.	Mandatory
2230	General Reg		Chassis / Frame	Chassis - inspection	Documentation used for homologation to state the material used and measurements of all appropriate material properties such as, material designation, yield strength (MPa), tensile strength (MPa) and elongation (%).	Mandatory
2240	General Reg		Chassis / Frame	Tyre - valve cap	Metal and fitted to all wheels.	Mandatory
2250	General Reg		Chassis / Frame	Tyres	Defect free prior to run.	Mandatory

2260	General Reg		Chassis / Frame	Tyres	If treaded, then depth equal to or greater than 1.6 mm (1/6 inch).	Mandatory
2270	General Reg		Chassis / Frame	Tyres - tread surface	If class has limits on tyre width, tread width is measured.	Mandatory
2280	General Reg		Chassis / Frame	Tyres - type	If vehicle exceeds 255 kph (160 mph) then purpose-built, drag racing tyres.	Mandatory
2290	General Reg		Chassis / Frame	Tyres - type	If motorcycle, Dragster or Altereds, then motorcycle tyres.	Allowed
2300	General Reg		Chassis / Frame	Tyres - type	Independent front suspension and faster than 12.50 (1/4 mile) or 8.00 sec (1/8 mile) and cross-ply rear slicks and radial front tyres.	Forbidden
2310	General Reg		Chassis / Frame	Tyres - type	If RWD and faster than 10.00 secs or 140 mph, then use of radial front tyres.	Forbidden
2320	General Reg		Chassis / Frame	Tyre - modifications	If vehicle is faster than 12.5 sec (1.4 mile) / 8.00 sec (1/8 mile), then unsafe modification or the use of re-treaded tyres.	Forbidden
2330	General Reg		Chassis / Frame	Tyres - type	Use of speed limited or space-saver spare wheel.	Forbidden
2340	General Reg		Chassis / Frame	Frame/chassis - welds	Excessive grinding of welds.	Forbidden
2350	General Reg		Chassis / Frame	Frame/chassis - welds	Visible reinforcement for butt welds.	Mandatory
2360	General Reg		Chassis / Frame	Chassis - welding	If welding CM4130, use of gas tungsten arc welding (TIG).	Mandatory
2370	General Reg		Chassis / Frame	Chassis - welding	If roll cage is mild steel, then Gas metal arc welding (MIG) or TIG welding for connecting sections of roll cage.	Mandatory
2380	General Reg		Chassis / Frame	Chassis - welding	Gas metal arc welding (MIG) or TIG welding for mild steel chassis recommended.	Information
2390	General Reg		Chassis / Frame	Chassis - welding	If but type welds, then visible reinforcement used.	Mandatory
2400	General Reg		Chassis / Frame	Chassis - welding	If but type welds, then excessive grinding of welds.	Forbidden
2410	General Reg		Chassis / Frame	Welding	Appropriate welding consumables used for the welding process and base material used.	Mandatory
2420	General Reg		Chassis / Frame	Wheels - nuts	Loose.	Forbidden
2430	General Reg		Chassis / Frame	Wheels - nuts	If faster than 11.00 (1/4 mile) / 7.00 (1/8 mile) then open ended wheel nuts fitted.	Mandatory
2440	General Reg		Chassis / Frame	Wheels - nuts and studs	If OEM alloy wheels fitted, then OEM matching wheel nuts and studs	Allowed
2450	General Reg		Chassis / Frame	Wheels - spacers	In use.	Allowed
2460	General Reg		Chassis / Frame	Wheels - spacers	If greater than 12.5 mm, then fits without any movement on wheel studs and of 1 piece.	Mandatory
2470	General Reg		Chassis / Frame	Wheels - spacers	If greater than 12.5 mm, then ID/OD matches axle flange.	Mandatory
2480	General Reg		Chassis / Frame	Wheels - spokes	If lightweight racing or motorcycle wheels, then diameter of spokes is at least 1/8 inch (3.2 mm).	Mandatory
2490	General Reg		Chassis / Frame	Wheels - spokes	If lightweight racing or motorcycle wheels, then spokes are correctly laced in order to achieve maximum strength.	Mandatory
2500	General Reg		Chassis / Frame	Wheels - spoke holes	All spoke holes in the rim and hub are in use.	Mandatory
2510	General Reg		Chassis / Frame	Wheels - studs	Protrudes beyond the wheel outer face a distance that is equivalent to at least the diameter of the stud.	Mandatory



					<p><b>WHEEL LUG NUTS</b></p>	
			FIGURE 19.0			
2520	General Reg		Chassis / Frame	Wheels - studs	Thread engagement to the lug nut is at least equal to the diameter of the stud.	Mandatory
2530	General Reg		Chassis / Frame	Wheels	During competition, clip-on trims and hub caps removed.	Mandatory
2540	General Reg		Chassis / Frame	Wheels	Cracked or damaged.	Forbidden
2550	General Reg		Chassis / Frame	Wheels - type	Unless otherwise permitted by class regulations, then fitted with automotive type wheels.	Mandatory
2560	General Reg		Chassis / Frame	Wheels - diameter	Unless otherwise permitted by class regulations, then diameter at least 12 inches (304.8 mm).	Mandatory
2570	General Reg		Chassis / Frame	Wheels - rim	If sedan, then width at least 3 inches (76.2 mm).	Mandatory
2580	General Reg		Chassis / Frame	Wheels	Centre-lock devices which were originally fitted on this vehicle type.	Allowed
2590	General Reg		Chassis / Frame	Wheels	Automotive wire wheels which were originally fitted on this vehicle type.	Allowed
2600	General Reg		Chassis / Frame	Wheels	In Altered classes and motorcycle wheels or automotive type wire wheels.	Forbidden
2610	General Reg		Chassis / Frame	Wheels - rims	Space-saver', speed-limited rims.	Forbidden
2620	General Reg		Driver / Rider	Arm restraints	If open vehicle or Funny Car.	Mandatory
2630	General Reg		Driver / Rider	Arm restraints - fitting	If open vehicle or Funny Car then attached to both forearms and adjusted so that driver's arms are retained within space defined by roll cage and shoulder hoop, or as specified by the manufacturer.	Mandatory
2640	General Reg		Driver / Rider	Arm restraints - type	Compliant with SFI 3.3.	Mandatory
2650	General Reg		Driver / Rider	Arm restraints - type	Manufactured for motor sport.	Mandatory
2660	General Reg		Driver / Rider	Arm restraints- attachment point	Attached in such a way that egress time is not adversely affected.	Mandatory

2670	General Reg		Driver / Rider	Driver/rider conduct	Unsafe driving practices can lead to disqualification, possible competition privileges series points deductions, suspension and/or Tribunal action.	Mandatory
2680	General Reg		Driver / Rider	Driver/rider conduct	Refusal to voluntarily stop or reduce speed when vehicle not handling correctly, can lead to disqualification, possible competition privileges suspension and/or Tribunal action.	Mandatory
2690	General Reg		Driver / Rider	Driver/rider conduct	Any driver and/or pit crew member found to be under the influence of alcoholic beverages or drugs regardless of the amount, will be barred from the meet and this shall be considered sufficient cause for suspension and/or revocation of their competition privileges.	Mandatory
2700	General Reg		Driver / Rider	Driver/rider conduct	If in doubt regarding prohibited substances, seek medical advice.	Information
2701	General Reg		Driver / Rider	Driver/Rider/Crew member conduct	Any Driver/Rider/Crew member that fails to obey the proper orders of any IHRA Aust. Officials / Track staff at any IHRA sanctioned event will result in IHRA Australia disciplinary action.	Mandatory
2702	General Reg		Driver / Rider	Driver/rider conduct	Any racer/crew found guilty of not obeying an IHRA Aust. Official / Track staff then Fines up to \$5,000 and/ or 12 month suspension may be enforced, at all IHRA Venues.	Mandatory
2703	General Reg		Driver / Rider	Driver/rider conduct	Any fines and suspensions imposed will not commence until all fines have been paid to IHRA Australia.	Mandatory
2710	General Reg		Driver / Rider	Credentials - driver/rider	Holds required licence(s), log book(s) and/or membership for a vehicle participating in an event. See table below.	Mandatory
2720	General Reg		Driver / Rider	Credentials - driver/rider	IHRA viewing proof of ownership or written permission from vehicle owner, for driver/rider to use vehicle.	Allowed
2730	General Reg		Driver / Rider	Credentials - driver/rider	If not Junior Competition Licence , then Driver/Rider must hold at least a Full/ provisional, civil driver's licence.	Mandatory
2740	General Reg		Driver / Rider	Credentials - driver/rider	All competitors must have held a minimum of a provisional drivers licence to be able to apply for an IHRA licence.	mandatory
2750	General Reg		Driver / Rider	Credentials	At any time IHRA Australia Stewards may request licencing and log book documents. Failure to produce these documents may result in Tribunal action and/or Monetary fines imposed suspension	Mandatory
2760	General Reg		Driver / Rider	Credentials	Inspected during Event.	Allowed
2761	General Reg		Driver / Rider	Credentials	National Championship Rounds, all competitors must be fully licenced for their category at the start of the event. All new vehicles must have performance testing completed prior to the event	Mandatory
2762	General Reg		Driver / Rider	Licencing	New Drivers/Riders will need to undertake solo licencing Performance testing passes and evaluation before entering competition. All licencing procedures will be observed by an IHRA Australia Steward.	Mandatory

2763	General Reg		Driver / Rider	Licencing	All Sportsman Classes (excluding Junior Dragster) must notify IHRA Tech Staff prior to Licencing. No later than 7 days prior to the commencement of Licencing. Sportsman Licencing Evaluation - all Vehicles requiring a parachute. Familiarisation passes required if you're driving / riding a new vehicle. (solo passes)	Mandatory
2764	General Reg		Driver / Rider	Licencing	Professional Classes must notify IHRA Tech Staff prior to Licencing. No later than 7 days prior to the commencement of Licencing. Licencing Evaluation for All new drivers / riders and Class Upgrades. Familiarisation: Competitors will be required to complete familiarisation passes if you're driving / riding a new vehicle, or any competitor who has not performed a minimum of one full pass (class nominated) within the previous two year period. (solo passes)	Mandatory
2765	General Reg		Driver / Rider	Licencing	All Licencing/Performance passes must be undertaken and witnessed by an IHRA Australia Safety Inspector or steward at all IHRA Sanctioned facilities.	Mandatory
2766	General Reg		Driver	Licence	Super Street Licence: When turning 17 years of age. If you hold a Provisional Civil Drivers Licence, or 16 years of age where the applicant can also prove experience competing in a recognised junior motorsport formulae, which must be received and approved by IHRA Australia head office prior to an event. Licence will be signed off by an IHRA Australia steward, only after successful completion of Sportsman Performance Testing.	Mandatory
2770	General Reg		Driver / Rider	Frontal head restraint	If vehicle faster than 7.99 over 1.4 mile or equivalent 1/8 Mile 5.10, then compliant with SFI 38.1 or FIA 8858-2002 or FIA 8858-2010	Mandatory
2780	General Reg		Driver / Rider	Frontal head restraint	Connected in compliance with manufacturer instructions.	Mandatory
2790	licence		Driver / Rider	Frontal head restraint	Used with neck collar.	Allowed
2800	General Reg		Driver / Rider	Frontal head restraint	Replaces use of neck collar.	Allowed
2810	General Reg		Driver / Rider	Frontal head restraint	If helmet is approved for the fitting of tether post and eyelets, then assembled and used in accordance with manufacturer guidelines.	Mandatory
2820	General Reg		Driver / Rider	Frontal head restraint	Correctly utilised and helmet correctly connected, from when vehicle is in hands of Starter until vehicle is on return road.	Mandatory
2830	General Reg		Driver / Rider	Goggles/visor	If vehicle has windscreen which is not compliant with Australian Standards, then the driver has windproof and shatterproof goggles or visors.	Mandatory
2840	General Reg		Driver / Rider	Goggles/visor	If vehicle is supercharged or is fueled by nitromethane, then goggles and / or face mask must be fire resistant.	Mandatory
2865	General Reg		Driver / Rider	Goggles/visor	All Junior Dragster categories A/JD, B/JD and C/D competitors, commencing January 1st 2020 will be required to wear a head and neck restraint/system meeting SFI 38.1. The device/system must be commercially produced by a manufacturer in the SFI 38.1 head and neck restraint program. The head and neck restraint device/system, when connected, must conform to the manufacturer's mounting instructions, and it must be configured, maintained, and used in accordance with the manufacturer's instructions	Mandatory
2870	General Reg		Driver / Rider	Helmets- Camera	Cameras mounted to Helmets are not recommended	Allowed

2880	General Reg		Driver / Rider	Helmets - Communication	Communication devices added were approved during original helmet certification.	Mandatory
2885	General Reg		Driver / Rider	Eject System	All Professional Categories, effective 1 <sup>st</sup> January 2021. Eject Helmet Removal System (Part Number 890-01-30) mandatory and must be installed as per manufacturer's instructions. A Stand 21 Lid Lifter head sock meeting SFI 3.3 or FIA 8856-2000 may be used in lieu of the Eject Helmet Removal System.	Mandatory
2886	General Reg		Driver / Rider	Eject System	All other 4 wheel categories exceeding 6.50 ET 1/4 MILE (4.15 1/8 MILE. Effective 1st January 2021. Eject Helmet Removal System (Part Number 890-01-30) must be installed per manufactures instructions. A Stand 21 Lid Lifter head sock meeting SFI 3.3 or FIA 8856-2000 may be used in lieu of the Eject Helmet Removal System.	Mandatory
2887	General Reg		Driver / Rider	Eject System	Any Motorcycle running quicker than 7.50 ET 1/4 mile (4.75 ET 1/8 mile). Effective 1st January 2021. Eject Helmet Removal System (Part Number 890-01-30) must be installed per manufacturer's instructions. A Stand 21 Lid Lifter head sock meeting SFI 3.3 or FIA 8856-2000 or any approved / equipped EQRS (Emergency Quick Release System) helmet may be used in lieu of the Eject Helmet Removal System.	mandatory
2890	General Reg		Driver / Rider	Helmet	If Funny Car or methanol burning sedan, then face respirator with open-face helmet compliant with relevant SNELL standard or full-face helmet with built-in respirator.	Mandatory
2900	General Reg		Driver / Rider	Helmet	If non-motorcycle category faster than 10.00 seconds (1/4 mile) / 6.40 seconds (1/8 mile), then Snell SA (Special Application), Snell SAH (Special Application HANS) or SFI 31.1 helmet.	Mandatory
2910	General Reg		Driver / Rider	Helmet	SNELL SA (Special Application) allowed in category and SNELL 2015 or SNELL 2020 in use. Refer to Helmet Matrix at <a href="https://ihra.com.au">https://ihra.com.au</a>	Allowed
2911	General Reg		Driver / Rider	Helmet	SFI 31.1 - 41.1 in use. Refer to Helmet Matrix at <a href="https://ihra.com.au">https://ihra.com.au</a>	Allowed
2912	General Reg		Driver / Rider	Helmet	FIA 8860 in use. Refer to Helmet Matrix <a href="https://ihra.com.au">https://ihra.com.au</a>	Allowed
2913	General Reg		Driver / Rider	Helmet	Top Fuel, Pro Alcohol, Pro Slammer, Pro Stock, Exhibition, must use either of the following full face helmets. SNELL SA 2015 or SNELL SA 2020. Refer to Helmet Matrix <a href="https://ihra.com.au">https://ihra.com.au</a>	Allowed
2914	General Reg		Driver / Rider	Helmet	Top Fuel, Pro Alcohol, Pro Slammer, Pro Stock, Exhibition, must use either of the following full face helmets. SFI 31.1 - 41.1. Refer to Helmet Matrix <a href="https://ihra.com.au">https://ihra.com.au</a>	Allowed
2915	General Reg		Driver / Rider	Helmet	Top Fuel, Pro Alcohol, Pro Slammer, Pro Stock, Exhibition, must use either of the following full face helmets. FIA 8860. Refer to Helmet Matrix <a href="https://ihra.com.au">https://ihra.com.au</a>	Allowed
2920	General Reg		Driver / Rider	Helmet	Worn at all times during racing, eliminations, time trials or practices.	Mandatory
2930	General Reg		Driver / Rider	Helmet	Motorcycle and open-face helmet.	Forbidden
2940	General Reg		Driver / Rider	Helmet	SNELL M2010 / SA 2010 helmet in use and current date is later than 01 January 2022.	Forbidden
2950	General Reg		Driver / Rider	Helmet	AS 1698.	Forbidden
2960	General Reg		Driver / Rider	Helmet	Compliance checked during technical inspection.	Mandatory
2970	General Reg		Driver / Rider	Helmet straps	Straps are worn beneath the chin.	Mandatory
2980	General Reg		Driver / Rider	Chin guards	Any device, including chin guards, that prevents the correct location of helmet straps.	Forbidden

2990	General Reg		Driver / Rider	Accidents -helmets	Helmets involved in collisions or accidents must be handed to IHRA inspector at the scene of the event. Straps may be cut from helmet	Mandatory
3000	General Reg		Driver / Rider	Helmet - painting	Painted if compliant with manufacturer instructions.	Allowed
3010	General Reg		Driver / Rider	Helmet - repaired	Any repair.	Forbidden
3020	General Reg		Driver / Rider	Helmet	Compliant with standard relevant to competition level.	Mandatory
3030	General Reg		Driver / Rider	Helmet - altered	Construction altered.	Forbidden
3040	General Reg		Driver / Rider	Helmet -air systems	Environmental air systems for motorsports helmets.	Allowed
3050	General Reg		Driver / Rider	Helmet -air systems	Air systems that are not dry breathing.	Forbidden
3060	General Reg		Driver / Rider	Helmet- air system	Oxygen.	Forbidden
3080	General Reg		Driver / Rider	Helmet	Modification apart from changing paint scheme/graphics.	Forbidden
3090	General Reg		Driver / Rider	Helmet	Changes that reduce peripheral vision of helmet.	Forbidden
3100	General Reg		Driver / Rider	Helmet - shield	If shield fitted, unmodified and clear or tinted.	Mandatory
3110	General Reg		Driver / Rider	Helmet - shield	Tape, tinting, paint or decals, which is more than a horizontal band of 1-inch height, at top of shield.	Forbidden
3120	General Reg		Driver / Rider	Helmet	SNELL SA 2010 and in use after 01 January 2022.	Forbidden
3130	General Reg		Driver / Rider	Neck collar	Commercially-produced collar is recommended, if vehicle faster than 9.99 and slower than 7.99 over 1/4 mile or equivalent.	Information
3140	General Reg		Driver / Rider	Neck collar	If neck collar mandatory, then frontal head restraint in use.	Allowed
3145	General Reg		Driver / Rider		Compliant with standard relevant to competition level as shown in protective clothing Matrix. Please note Motorcycle racers wearing two piece jacket and pants Jacket must overlap pants and provide full coverage, no skin visible.	Mandatory
3150	General Reg		Driver / Rider	Driver/ rider substitution	Substitution of driver/rider during championship event.	Forbidden
3160	General Reg		Driver / Rider	Driver/ rider substitution	Done prior to scrutineering close and substitute driver/rider has vehicle credentials and IHRA Stewards and Meeting Director are notified in advance and IHRA competition number is correct and displayed and IHRA personal accident fee for substitute is paid.	Allowed
3170	General Reg		Driver / Rider	Driver/ rider substitution	If done, then all of that vehicle's prior qualifying performances disallowed.	Mandatory
3180	General Reg		Driver / Rider	Driver/ rider substitution	If driver/rider is substituted, then prior qualifying results are invalid	Mandatory
3190	General Reg		Driver / Rider	Driver/ rider substitution	If driver/rider is substituted, then qualifying during allocated qualifying period.	Allowed
3200	General Reg		Driver / Rider	Window nets	If sedan type with ET faster than 11.00 (1/4 mile) or 7.00 (1/8 mile) then window nets replaced with arm restraints.	Allowed
3210	General Reg		Drivetrain	Rear axle	If not genuine street car with original engine, then satisfactory, rear-axle retention method installed.	Mandatory
3220	General Reg		Drivetrain	Rear axle	If not genuine street car with original engine, then bearing retainer of steel, at least 0.090 inches thick.	Mandatory

3230	General Reg		Drivetrain	Rear Hubs	If Supercharged, Turbocharged or Nitrous Oxide injected, and faster than 7.5 seconds (1/4 mile) / 4.90 seconds (1/8 mile), then fully-floating rear hubs.	Mandatory	
3240	General Reg		Drivetrain	Rear Hubs	If weight less than 2500 lbs including driver, then two-piece, 40-spline, aftermarket axle.	Allowed	
3250	General Reg		Drivetrain	Rear Hubs	If terminal speed faster than 200 mph, then periodic, Magnaflux checking is recommended.	Information	
3260	General Reg		Drivetrain	Clutch - Crower glide	If Crower glide type, then Foot-operated and with over-centre neutral position.	Mandatory	
3270	General Reg		Drivetrain	Clutch - lock up	If clutch is lockup type, then no more than 6-finger, unless applicable class regulation permits otherwise.	Mandatory	
3280	General Reg		Drivetrain	Clutch	Cast iron pressure plate.	Forbidden	
3290	General Reg		Drivetrain	Clutch	Excessively machined pressure plates.	Forbidden	
3300	General Reg		Drivetrain	Clutch	If no torque converter, then foot-operated clutch.	Mandatory	
3310	General Reg		Drivetrain	Driveline protection	Any vehicle running slicks/ Radial style tyres and rear wheel drive must have Tail shaft Loop Installed	Mandatory	
3320	General Reg		Drivetrain	Driveline protection	If cross-member is not within 6 inches of the front universal joint, then tail shaft loop installed.	Mandatory	
		FIGURE 20.0	<p style="text-align: center;"><b>ACCEPTED TAILSHAFT LOOP</b></p>				
3330	General Reg		Drivetrain	Driveline protection	If vehicle has OEM floors and is Supercharged, Turbocharged or Nitrous Oxide Injected, then tail shaft loop installed.	Mandatory	
3340	General Reg		Drivetrain	Driveline protection	If vehicle is modified or is fitted with a non-OEM engine, then tail shaft loop installed.	Mandatory	
3350	General Reg		Drivetrain	Driveline protection	If vehicle is competition type with rear wheel drive and quicker than 13.00 (1/4 mile) / 8.3 (1/8 mile), then tail shaft loop installed.	Mandatory	
3360	General Reg		Drivetrain	Driveline protection	If vehicle uses open driveshaft, then tail shaft loop installed.	Mandatory	
3370	General Reg		Drivetrain	Driveline protection	If tail shaft loop installed, then securely mounted within 150 mm (6 inches) of the front universal joint and providing 360-degree enclosure and minimum material is 50 mm (2 inch) x 3 mm (1/8 inch), or 22 mm (7/8 inch) x 1.62 (.065 inch) welded steel tubing, positioned within 150 mm (6 inches) of each universal joint and which is securely mounted. See the diagram below.	Mandatory	

3380	General Reg		Drivetrain	Driveline protection - retainer loop	Round opening for shaft recommended.	Information
3390	General Reg		Drivetrain	Driveline protection	If driveshaft is two-piece type and has securely-mounted centre bearing installed, then tail shaft loop is optional.	Allowed
3400	General Reg		Drivetrain	Driveline protection	If RWD and fabricated floor, then driveshaft enclosed with 360-degree retainer loop which is 22 mm (7/8 inch) x 1.62 (.065 inch) welded steel complete tubing, securely mounted within 150 mm (6 inches) of each universal joint.	Mandatory
3410	General Reg		Drivetrain	Driveline protection	If driveshaft passes body of driver, then is enclosed in a protective tube that is mounted securely to chassis or frame covering the universal joint and made of steel plate 3 mm (1/8 inch) thick or 1.27 mm (0.050 inch) thick Chrome Moly 4130 steel, and has a minimum length of 305 mm (12 inches) from the centre of the joint.	Mandatory
3420	General Reg		Drivetrain	Driveline protection	Cover for driveline, if entanglement with components is possible.	Mandatory
3430	General Reg		Drivetrain	Driveline protection	If driver sits over the tail shaft or driveshaft and universal joints are in use, then a protective shield, made of 3 mm (1/8 inch) steel plate or 1.27 mm (0.050 inch) CM4130 steel, surrounds the driveshaft and is mounted securely to the rear axle centre and bellhousing, transmission or frame in front of the joint.	Mandatory
3440	General Reg		Drivetrain	Driveline protection - universal joints	Replaced with couplers, if possible.	Information
3450	General Reg		Drivetrain	Driveline protection - straight couplers	If universal joint is replaced with straight coupler, then a protective shield minimum thickness 1.6 mm (0.063 inch) aluminium.	Mandatory
3460	General Reg		Drivetrain	Driveline protection - straight couplers	If universal joint is replaced with straight coupler, it includes access point with a cover to remove and inspect the coupler.	Mandatory
3470	General Reg		Drivetrain	Driveline protection - straight couplers	If universal joint is replaced with straight coupler, the cover must be mounted securely to the rear axle centre and the frame, bellhousing or transmission in front of the coupler.	Mandatory
3480	General Reg		Drivetrain	Driveline protection	Altered vehicle with rear suspension and two-piece tail shaft or driveshaft shield installed and covers front and rear universal joints and an area that is 150 mm (6 inches) from the centre of each universal joint and is made of steel, full tubes, at least 3 mm (1/8 inch) or 1.27 mm (0.050 inches) CM 4130.	Allowed
3490	General Reg		Drivetrain	Flywheel	Excessively machined.	Forbidden
3500	General Reg		Drivetrain	Flywheel	If not Junior Dragsters or sedan type vehicles slower than 10.99 seconds (1/4 mile) / 7.00 seconds (1/8 mile) and in competition, a flywheel of steel or alloy is fitted.	Mandatory
3510	General Reg		Drivetrain	Flywheel shields / bellhousing	If Top Fuel, Funny Car, Top Alcohol, Pro Slammer, Pro Stock, Competition Eliminator or quicker than 11.00 (1/4 mile) / 7.00 seconds (1/8 mile) and equipped with clutch, then flywheel bellhousing made of titanium, or steel, or aluminium with titanium or steel liner, is correctly constructed and installed.	Mandatory

					<p style="text-align: center;"><b>BELLOUSING AND ENGINE PLATE (Top Fuel, Funny Car and Pro Alcohol)</b></p>	
				<p><b>FIGURE 23.0</b></p>		
3520	General Reg		Drivetrain	bellhousing	If flywheel bellhousing required, then compliant with SFI 6.1, 6.2, 6.3 and SFI specification matches clutch assembly being used.	Allowed
3530	General Reg		Drivetrain	bellhousing	If bellhousing required, then one-piece being formed or fabricated from 6 mm (1/4 inch) steel and completely encloses flywheel and clutch assembly and is mounted to rear of engine.	Mandatory
3540	General Reg		Drivetrain	bellhousing	If flywheel bellhousing required, then removed to be inspected during technical inspection.	Mandatory
3550	General Reg		Drivetrain	bellhousing	Porsche or Volkswagen engine faster than 11.00 seconds (1/4 mile) or using nitrous oxide injection, turbocharging or supercharging and no bellhousing of steel or titanium is Commercially available, and using a ballistic blanket compliant with SFI4.1 or an SFI-compliant flywheel shield from another application and it is mounted to a motor plate that is mounted to the engine block at all available bolt holes.	Allowed
3560	General Reg		Drivetrain	bellhousing / engine plate-fitment	Secured with at least twelve HT bolts of size 10 mm (3/8 inch) with at least seven above the crank centre line and at least five below.	Mandatory
3570	General Reg		Drivetrain	bellhousing / engine plate-fitment	Vent holes are no more than 25 sq cm (4 sq inches).	Mandatory
3580	General Reg		Drivetrain	bellhousing / engine plate-fitment	Vent holes are contained below the crank centre line.	Mandatory
3590	General Reg		Drivetrain	bellhousing - inspection hole	Contains hole on back face, to allow inspection and/or maintenance of clutch.	Allowed



					<p><b>CLUTCH INSPECTION HATCH</b></p>	
<b>FIGURE 24.0</b>						
3600	General Reg		Drivetrain	bellhousing - inspection hole	If back face has a hole, it is shorter than an area which equates to 90 degrees of rear surface of housing.	Mandatory
3610	General Reg		Drivetrain	bellhousing - inspection hole	Housing has a radiused back and maintenance or inspection hole extends forward of the clutch cross shaft or forward of the rear most surface of the pressure plate.	Forbidden
3620	General Reg		Drivetrain	bellhousing - inspection hole	If fitted with inspection cover, then made from 6 mm (1/4 inch) steel and is fastened with no less than six, 8 mm (5/16 inch) Grade 8 bolts.	Mandatory
3630	General Reg		Drivetrain	bellhousing - starter pockets	If pocket to accommodate starter is provided, then thickness and material is same as that of the bellhousing.	Mandatory
3640	General Reg		Drivetrain	bellhousing - flange	If mounting flange is scalloped between bolt holes, then a minimum of 10 mm (3/8 inch) is maintained between radius and flange edge and each attaching hole is surrounded by material equal to the diameter of one bolt hole.	Mandatory
3650	General Reg		Drivetrain	bellhousing - motor plate	Steel 3 mm (1/8 inch) thick or aluminium 6 mm (1/4 inch) thick.	Mandatory
3660	General Reg		Drivetrain	bellhousing - motor plate	Hole to allow crank flange to pass through, is as small as possible.	Mandatory

3670	General Reg		Drivetrain	bellhousing - engine support strap	If headers or frame rails cannot prevent engine from dropping in case of bellhousing failure, then engine support strap that is made of steel or aircraft cable, and is able to support rear of engine, is installed.	Mandatory
3680	General Reg		Drivetrain	Flywheel shield	If flywheel shield is required, then formed or fabricated from 6 mm (1/4 inch) steel and covers area from 25 mm (1 inch) in front of the flywheel to 25 mm (1 inch) behind the clutch and pressure plate.	Mandatory
3690	General Reg		Drivetrain	Flywheel shield	If flywheel shield is required, then bolted to bellhousing.	Forbidden
3700	General Reg		Drivetrain	Flywheel shield	If flywheel shield is required, then secured to frame or chassis.	Mandatory
3710	General Reg		Drivetrain	Flywheel shield	If flywheel shield is required, then removed to be inspected during technical inspection.	Mandatory
3720	General Reg		Drivetrain	bellhousing - shield	Engine is Porsche or Volkswagen and normally aspirated and gasoline and slower than 10.99 seconds (1/4 mile) and no flywheel shield.	Allowed
3730	General Reg		Drivetrain	Flywheel Shield	If Porsche or Volkswagen engine faster than 11.00 seconds (1/4 mile) or using nitrous oxide injection or turbocharging or supercharging and no protective bellhousing of steel or titanium is Commercially available, and not using a ballistic blanket compliant with SFI4.1 or an SFI-compliant flywheel shield from another application then flywheel shield installed and made of steel plate at least ¼ inch thick, securely mounted to the frame or frame structure and completely surround the bellhousing 360 degrees.	Mandatory
3740	General Reg		Drivetrain	Auto trans shifters	If automotive-based automatic transmission, then positive reverse lockout and neutral start override installed.	Mandatory
3750	General Reg		Drivetrain	Auto trans shifters	If remote starter motor, vehicle starts with transmission in reverse or forward gears.	Forbidden
3760	General Reg		Drivetrain	Auto trans protection	If vehicle is dragster, altered or funny car and is fitted with automotive-based, automatic transmission, then fitted with ballistic blanket or external protective shield or transmission case that complies with SFI 4.1.	Mandatory
3770	General Reg		Drivetrain	Auto trans protection	If vehicle fitted with a transmission brake and is fitted with automotive-based, automatic transmission, then fitted with ballistic blanket or external protective shield or transmission case that complies with SFI 4.1.	Mandatory
3780	General Reg		Drivetrain	Auto trans protection	If vehicle is Supercharged, Turbocharged or Nitrous Oxide Injected and quicker than 11.00 (1/4 mile) / 7.00 (1/8 mile) and is fitted with automotive-based, automatic transmission, then fitted with ballistic blanket or external protective shield or transmission case that complies with SFI 4.1.	Mandatory
3790	General Reg		Drivetrain	Auto trans protection	If vehicle is quicker than 10.00 (1/4) / 6.50 (1/8 mile), and is fitted with automotive-based, automatic transmission, then fitted with ballistic blanket or external protective shield or transmission case that complies with SFI 4.1.	Mandatory
3800	General Reg		Drivetrain	Auto trans protection	If ballistic blanket fitted, then approved by SFI.	Mandatory
3810	General Reg		Drivetrain	Auto trans protection	If external protective shield fitted, then aluminium minimum 6 mm (1/4 inch) or 3 mm (1/8 inch) steel.	Mandatory
3820	General Reg		Drivetrain	Auto trans protection	If external protective shield fitted, then securely mounted, using two steel straps which pass under the transmission and are 25 mm wide and 3 mm thick.	Mandatory

3830	General Reg		Drivetrain	Auto trans protection	If external protective shield fitted, then provides protection for 180 degrees (pan rail to pan rail).	Mandatory
3840	General Reg		Drivetrain	Auto trans protection	If external protective shield fitted which complies to SFI 4.1, then installation complies with manufacturer's specifications.	Mandatory
3850	General Reg		Drivetrain	Auto trans protection	If transmission case that complies to SFI 4.1 fitted, then installation complies with manufacturer's specifications.	Mandatory
3860	General Reg		Drivetrain	Auto trans protection	If ballistic blanket fitted or external protective shield, then removed during technical inspection.	Mandatory
3870	General Reg		Drivetrain	Transmission coolers	If fitted, then correct clamps, barbed fittings and industry-standard cooler lines are installed.	Mandatory
3880	General Reg		Drivetrain	Transmission coolers	Rubber fuel line.	Forbidden
3890	General Reg		Drivetrain	Transmission coolers	Hosing which does not meet industry standards which apply to the specific use.	Forbidden
3900	General Reg		Drivetrain	Transmission coolers	If incorrect assembly causes failure of pipes, hoses or fittings, which then causes transmission fuel to leak, driver can be fined up to \$500 or be disqualified.	Information
3910	General Reg		Drivetrain	Transmission coolers	If use of substandard components causes failure of pipes, hoses or fittings, which then causes transmission fuel to leak, driver can be fined up to \$500 or be disqualified.	Information
3920	General Reg		Drivetrain	Transmission	If Supercharged, Turbocharged or Nitrous Oxide Injected, and aftermarket planetary transmission, then ballistic blanket in use.	Mandatory
3930	General Reg		Electrical	Battery - isolation switch	If OEM, street registered and faster than 11.00 (1/4 mile) / 7.00 (1/8 mile) and battery in OEM location, then battery isolation switch / master cut off / battery isolation switch fitted.	Mandatory
3940	General Reg		Electrical	Battery - isolation switch	If competition vehicle faster than 12.00 (1/4 mile) / 7.70 (1/8 mile) then battery isolation switch / master cut off / battery isolation switch fitted.	Mandatory
3950	General Reg		Electrical	Battery - isolation switch	If battery has been relocated, then battery isolation switch / master cut off / battery isolation switch fitted.	Mandatory
3960	General Reg		Electrical	Battery - isolation	Isolation switch / master cut off connected to electrical system.	Mandatory
3970	General Reg		Electrical	Battery - isolation	Isolation switch / master cut off stops engine and all ancillaries operating.	Mandatory
3980	General Reg		Electrical	Battery - isolation	Isolation switch / master cut off stops all current flow including alternator.	Mandatory
3990	General Reg		Electrical	Battery - isolation	Isolation switch / master cut off operable from outside vehicle and located within the battery location marker.	Mandatory
4000	General Reg		Electrical	Battery - isolation	The word 'OFF' clearly denotes the off position.	Mandatory
4010	General Reg		Electrical	Battery - wet cell	Securely mounted and located outside driver compartment.	Mandatory
4020	General Reg		Electrical	Battery	Dry Cell or LiPo battery pack and located in passenger compartment area and encased in sealed box, which is securely mounted to vehicle and vented to outside of vehicle.	Allowed
4030	General Reg		Electrical	Battery - sealed box	Boxes used to seal batteries located in passenger compartment must be constructed from material that is at least as strong as 3 mm thick aluminium.	Mandatory

4040	General Reg		Electrical	Battery - sealed box	Box used to seal batteries located in passenger compartment has an access panel or a lid, with an airtight seal and the lid or panel is securely fastened to the box.	Allowed
4050	General Reg		Electrical	Battery - number	Combined weight of all batteries no more than 68 kg (150 lbs).	Mandatory
4060	General Reg		Electrical	Battery - number	More than one fitted and allowed by class regulation.	Allowed
4070	General Reg		Electrical	Battery -identification	If battery fitted, then triangle of size 75 mm (3 inches) and colour blue or to contrast to be visible, to indicate location.	Mandatory
4080	General Reg		Electrical	Battery	If sedan and batteries mounted in boot, then it is recommended to have a key permanently fitted to the boot lock.	Information
4090	General Reg		Electrical	Battery	If open vehicle, battery is covered and vented to safe area.	Mandatory
4096	General Reg		Electrimotion	Electrimotion	Effective 01/01/2021 any vehicle running a quicker ET than 6.50 1/4 mile or 4.15 1/8 mile must have Electrimotion system fitted with the following functions. Fuel Shut Off, Ignition shut down and parachute release device must be functional.	Mandatory
4097	General Reg		Electrimotion	Electrimotion	Electrimotion is not to be used as the primary activation of parachute (referred to as "driving into the chutes". This is not the intention of the system; this is for emergency situations to provide a secondary back up when a driver is incapacitated. Drivers should always be responsible for the activation of the chutes, fuel and ignition shut off under their own actions. Drivers should always operate the vehicle naturally and not rely on automation. IHRA Technical can at any time review/request your data to ensure that ELECTRIMOTION is used appropriately. Penalties will be put in place of the ELECTRIMOTION system is not used correctly to the manufacturer's instructions.	Mandatory
4098	General Reg		Electrimotion	Electrimotion Controller	Safety shut off controller kit must be properly installed per the manufacturer's instructions. Modifications of or tampering with the ELECTRIMOTION shut off controller kit prohibited.	Mandatory
4099	General Reg		Electrimotion	Electrimotion Driving Conduct/Standards	As per regulation 4097. It is important to note that unsafe driving practices will be enforced at all events. Any driver in which is deemed to be in breach of the rule. <b>1.</b> Competitor will be logged. <b>2.</b> Second offence \$200 monetary fine. <b>3.</b> Third offence \$500 monetary fine and disqualification from the event. <b>4.</b> In the case of a competitor breaching these standards at a championship round will see a demerit points system included. (i.e., deduction of championship points).	Mandatory
4100	General Reg		Electrical	Delay device	Professional or Performance Categories and device is in use which creates delay between movement of vehicle from staging beam and the release of the line lock button, clutch, brake or transmission brake.	Forbidden
4110	General Reg		Electrical	Delay device	Sportsman Categories and driver operates a delay or crossover device.	Allowed
4120	General Reg		Electrical	Delay device	If Junior Dragster, Modified Bike, Supercharged Outlaws or Super Street.	Forbidden
4130	General Reg		Electrical	Throttle Stop	If Racing Class is Supercharged Outlaw and during burnout, then the throttle blade opening is limited by a mechanical, removable throttle stop which is not able to be controlled by the driver.	Allowed
4140	General Reg		Electrical	Ignition	If competition vehicle, then operable, positive-action ignition switch, fitted so that rider or driver can easily operate.	Mandatory

4150	General Reg		Electrical	Ignition - type	Magneto button type switches.	Forbidden
4160	General Reg		Electrical	Ignition - Magneto	If wiring passes close to the flywheel/bellhousing, then it is either Enclosed in tubing of wall thickness no less than 3 mm (1/8 inch) and of length 400 mm (16 inches) OR It is routed outside the frame rail.	Mandatory
4170	General Reg		Electrical	Night lighting	If vehicle races at night then a minimum of one tail light which is operable.	Mandatory
4180	General Reg		Electrical	Night lighting	At night, tail light is visible and operating from before burnout until vehicle has left braking area.	Mandatory
4190	General Reg		Electrical	Night lighting	Light receiving or emitting devices including strobes, high intensity, flashing, photo sensing, infrared or any other form of light emitting or receiving devices.	Forbidden
4200	General Reg		Engine	Engine - Type	If not Exhibition or Junior Dragster, unless permitted in Class Regulations, then originally used in automobiles or motorcycles.	Mandatory
4210	General Reg		Engine	Boost Limiting Valve	If required, sealed to prevent tampering.	Mandatory
4220	General Reg		Engine	Boost Limiting Valve	If required, calibrated to 40psi.	Mandatory
					<p><b>BOOST LIMITING VALVE (Mounting Locations)</b></p> <p><b>FIGURE 25.0</b></p>	
4230	General Reg		Engine	Boost Limiting Valve	If required, Turbosmart model #FG-BLV-40.	Mandatory
4240	General Reg		Engine	Boost Limiting Valve	If required, mounted between the intercooler and the throttle body.	Mandatory
4250	General Reg		Engine	Boost Limiting Valve	If required, use of the fittings provided with the valve.	Mandatory
4260	General Reg		Engine	Boost Limiting Valve	If required, mounted in accordance with one of the three methods illustrated in Figure 25.0	Mandatory
4270	General Reg		Engine	Boost Limiting Valve	If required, mounting methods other than those illustrated in Figure 25.0	Forbidden
4280	General Reg		Engine	Boost Limiting Valve	If required and if multiple throttle bodies and intake plenums, then fitted to each plenum.	Mandatory
4290	General Reg		Engine	Boost Limiting Valve	If required, accessible and detachable for inspection	Mandatory
4300	General Reg		Engine	Boost Limiting Valve	If required, IHRA to validate boost limiting valves	Allowed

4310	General Reg		Engine	Boost Limiting Valve	If required, minimum opening in pressure line, 75% of valve diameter.	Mandatory
4320	General Reg		Engine	Component sealing	If Professional or Performance and competing in classes with either engine limitations, transmission limitations or weight breaks, then provision for wire component sealing.	Mandatory
4330	General Reg		Engine	Component sealing	Appropriately positioned and sized holes on applicable components.	Mandatory
4340	General Reg		Engine	Component sealing	If Professional or Performance IHRA verification and sealing before competition.	Allowed
4350	General Reg		Engine	Component sealing - seal numbers	Recorded in vehicle logbook	Mandatory
4360	General Reg		Engine	Engines - Coolant	Non-glycol based and suitable for motorsport.	Mandatory
4370	General Reg		Engine	Deflector plate	If rear engine dragster and radiator ahead of engine, then spanning across each frame rail and the top of the roll cage.	Mandatory
4380	General Reg		Engine	Cooling system	If fitted in an open vehicle, then located in the stock position for the body style used.	Mandatory
4390	General Reg		Engine	Cooling system	If front engine vehicle, then located ahead of the engine.	Mandatory
4400	General Reg		Engine	Crankshaft - height	If Junior Dragster, centreline is maximum of 432 mm (17 inches) above ground.	Mandatory
4410	General Reg		Engine	Crankshaft - height	If not Junior Dragster, centreline is maximum of 600 mm (24 inches) above ground.	Mandatory
4420	General Reg		Engine	Exhaust - diffuser bolts	If turbocharged and no muffler, then 2 bolts of 3/8 inch (10 mm) diameter inserted across the diameter of turbine outlet pipe, at right angles to each other.	Mandatory
4430	General Reg		Engine	Muffler	If Super Street eliminator, then Commercially manufactured muffler fitted to restrict noise pollution to 98 dBa when measured at 30 meters.	Mandatory
4440	General Reg		Engine	Engine - exhaust - collector or stack	Gasses Vented to the vehicle exterior.	Mandatory

					<b>EXHAUST EXIT LOCATIONS</b>	
				<b>FIGURE 26.0</b>	<p><b>RED - Exit Locations Forbidden</b> <b>GREEN - Exit Location Allowed</b></p>	
4450	General Reg		Engine	Engine - exhaust - collector or stack	Gasses vented away from the driver/rider and fuel tank.	Mandatory
4460	General Reg		Engine	Exhaust	If turbocharged, then gasses vented in the direction of the track surface.	Forbidden
4470	General Reg		Engine	Exhaust - exit points	Refer to the Figure 26.0. The (Green) areas indicate locations from which exhaust is allowed to exit.	Mandatory
4480	General Reg		Engine	3.15 Outlaw Nitro Funny Car	If Funny Car, then double walled headers with an outer sleeve extending from cylinder head flange to start of bend where pipe exits lower body.	Mandatory
4490	General Reg		Engine	Bonnet - missing	If vehicle does not have bonnet but does have carburettor, a metal flash shield, closed on all sides except front, is in place.	Mandatory
4500	General Reg		Engine	Fuel - Additives	If used for lubrication in Ethanol or Methanol fuels where specific gravity is unaltered	Allowed
4510	General Reg		Engine	Fuel handling - containers	Approved for the containment of Group 3 Dangerous Goods, if manufactured from plastic or composite.	Mandatory
4515	General Reg		Engine	Fuel System -Additives	As of the 1st July 2019, the use of LEADED RACING FUELS being used at any IHRA Australia sanctioned facilities is strictly forbidden. Strict sanctions imposed on any competitor caught.	Mandatory

4516	General Reg		Engine	Fuel System -Additives	Random fuel samples will be collected by IHRA Australia Stewards after a run has been completed. Fuel samples will be sent for further independent analysis after each event. This applies to all Professional, Performance and Sportsman Categories.	Mandatory
4517	General Reg		Engine		Strictly NO Leaded fuel allowed on the premises of any IHRA Australia sanctioned facilities. Strict sanctions imposed on any competitor caught.	Mandatory
4520	General Reg		Engine	Earth strap	Connected to the fuel container and fuel tank when fuel is being drained or filled.	Mandatory
4530	General Reg		Engine	Fire extinguisher	Serviceable with a minimum size of 1.25 kg and of dry chemical type and always present in team pit area.	Mandatory
4540	General Reg		Engine	Fuel	Ethanol, Methanol, Nitromethane or hydrocarbon fuels which are homologated with IHRA.	Mandatory
4550	General Reg		Engine	List of approved fuels	Refer to current IHRA Australia fuel chart. <a href="http://www.ihra.com.au/approved.fuels.list.html">http://www.ihra.com.au/approved.fuels.list.html</a>	Mandatory
4560	General Reg		Engine	Ignition sources	Turned off or not present at location of refuelling.	Mandatory
4570	General Reg		Engine	Naked flames	If naked flames present, then at least 10 metres distant from refuelling or fuel draining location.	Mandatory
4580	General Reg		Engine	Refuelling or fuel draining	Perform in open, ventilated area.	Mandatory
4590	General Reg		Engine	Fuel spill	Immediately cleared and reported to a Track Official.	Mandatory
4600	General Reg		Engine	Fuel handling	Confirmation of the type and trade name of fuel used is the responsibility of the driver.	Mandatory
4610	General Reg		Engine	Fuel handling - fuel testing	Disqualification and/or IHRA tribunal action may follow a failed fuel test	Mandatory
4620	General Reg		Engine	Fuel sample	If instructed, then provide to an IHRA official for a fuel check.	Mandatory
4630	General Reg		Engine	Fuel sample - post event	At the end of a run, at least 50ml of fuel must remain in the vehicle.	Mandatory
4640	General Reg		Engine	Fuel handling - fuel testing	Laboratory analysis in the 28 days following the event that determines the fuel used was illegal, will result in a fine of \$2000 to the competitor and a 12 month IHRA licence suspension	Mandatory
4650	General Reg		Engine	Fuel blocks	If installed, mounted in front of the flywheel/bell-housing area, at a minimum distance of 150 mm (6 inches).	Mandatory
4660	General Reg		Engine	Fuel cell	Any part external to body lines or trunk floor, apart from the hose connection area at the rear, is protected by a metal box.	Mandatory
4670	General Reg		Engine	Fuel cell box	Aluminium, at least 0.32 inches thick, or steel, at least 0.024 inches thick.	Mandatory
4680	General Reg		Engine	Fuel lines	If traversing the bellhousing area and not fitted with a steel flywheel or scatter shield or routed outside the chassis or frame rails, then encased in a solidly mounted steel tube measuring at least 3 mm (1/8 inch) thick and 400 mm (16 inch) long	Mandatory
4690	General Reg		Engine	Fuel lines	If traversing supercharger belt and not braided type, then enclosed in steel tubing.	Mandatory
4700	General Reg		Engine	Fuel lines	If fuel tank is fitted in front of the driver on a rear engine vehicle, then use of a sub floor or steel braided lines to isolate fuel lines from the driver's compartment,.	Mandatory
4710	General Reg		Engine	Fuel line	If passing driver, metal construction.	Mandatory
4720	General Reg		Engine	Fuel line	If passing driver, then less than 300 mm (12 inch) of an approved flexible hose to attach the tank or pump.	Allowed



4730	General Reg		Engine	Fuel line	If a metal fuel line required, then extended by a minimum distance of 150 mm (6 inches) past the firewall.	Mandatory
4740	General Reg		Engine	Fuel line	If metal lines required, then steel braided, composite or Kevlar lines may be substituted.	Allowed
4760	General Reg		Engine	Fuel pressure gauge	Mounted on firewall.	Allowed
4770	General Reg		Engine	Fuel pressure gauge	If fuel pressure gauge mounted on firewall, then connected by steel braided lines.	Mandatory
4780	General Reg		Engine	Fuel shut off	If fuel tank pressurised or mechanical fuel injection, then quick-action type.	Mandatory
4790	General Reg		Engine	Fuel shut off	If fitted, then easily accessible by the driver/rider.	Mandatory
4800	General Reg		Engine	Fuel shut off	If fitted, located in the main fuel line between the pump and fuel injectors.	Mandatory
4810	General Reg		Engine	Fuel tanks and lines	If Class rules allow, the preferred location is in front of the engine.	Allowed
1820	General Reg		Engine	Fuel tanks	If located outside the protective areas of the body, wheels and frames and in front of grille, then does have protection against damage by collision.	Mandatory
4830	General Reg		Engine	Fuel tank	Isolated from the driver's compartment by a fully sealed firewall.	Mandatory
4840	General Reg		Engine	Fuel tanks	If tank is outside the body or frame, enclosed in a frame manufactured from 1 1/4-inch O.D. x .058 4130 Chrome Moly or .118 mild steel tubing.	Mandatory
4850	General Reg		Engine	Fuel tanks	Include a pressure cap.	Mandatory
4860	General Reg		Engine	Fuel tanks	Vented externally to the driver's compartment	Mandatory
4870	General Reg		Engine	Fuel tanks	Insulated.	Forbidden
4880	General Reg		Engine	Fuel tanks	Protective heat shielding and external venting should be used where the fuel tank or lines could be exposed to fire.	Mandatory
4890	General Reg		Engine	Fuel cell or tank	If not metallic, then grounded to frame.	Mandatory
4900	General Reg		Engine	Driver's compartment	Driver's compartment contains fuel tanks, lines, pressure gauges or any object which contains fuel	Forbidden
4910	General Reg		Engine	Fuel Grade	If Sportsman Racing Category and not Junior Dragster, then Methanol, Ethanol, petrol, LPG or Diesel, Unleaded Race fuels	Mandatory
4920	General Reg		Engine	Fuel Grade	If Sportsman or Performance Racing Category and vehicle is motorcycle, then Methanol, Ethanol, Unleaded petrol only	Mandatory
4930	General Reg		Engine	Fuel type	For competition use, must be in IHRA homologated list. Refer to current IHRA Australia fuel chart. <a href="http://www.ihra.com.au/approved.fuels.list.html">http://www.ihra.com.au/approved.fuels.list.html</a>	Mandatory
4940	General Reg		Engine	Fuel Grade	If Top Fuel, Nitro Funny Car, or Outlaw Nitro Funny Car, then Methanol or Nitromethane	Mandatory
4950	General Reg		Engine	Fuel Grade	If Performance Racing Category and vehicle is not motorcycle, then Methanol, Ethanol or Unleaded petrol	Mandatory
4960	General Reg		Engine	Fuel type	Use of non-homologated fuel. Refer to current IHRA Australia fuel chart. <a href="http://www.ihra.com.au/approved.fuels.list.html">http://www.ihra.com.au/approved.fuels.list.html</a>	Forbidden

4970	General Reg		Engine	Fuel Grade	If Professional Racing Category and not Top Fuel, Nitro Funny Car, Top Bike or Outlaw Nitro Funny Car, then Methanol, Ethanol or Unleaded petrol	Mandatory
4980	General Reg		Engine	Injector tubes	Pass through bonnet.	Allowed
4990	General Reg		Engine	LPG unit	Installed by a State Government approved installer.	Mandatory
5000	General Reg		Engine	Fuel tanks- Fire shielding	Fuel system components should be shielded from sources of high pressure fires such as those from a blown head gasket.	Mandatory
5010	General Reg		Engine	Fuel tank cap	If car is open bodied, then has a screw-on cap with a positive-locking mechanism.	Mandatory
5020	General Reg		Engine	Fuel system	All fuel delivery components including tanks, lines, pumps and valves must be located outside of driver's compartment.	Mandatory
5030	General Reg		Engine	Fuel cool cans and fuel distribution blocks	If RWD vehicle, cool cans and fuel distribution blocks situated in front of the flywheel/bellhousing area, at a minimum distance of 6 inches.	Mandatory
5040	General Reg		Engine	Fuel cool cans and fuel distribution blocks	If FWD vehicle, cool cans and fuel distribution blocks situated on side opposite to that of the flywheel/housing area.	Mandatory
5050	General Reg		Engine	Retaining plate	If fitted, then constructed from minimum thickness of 4.5 mm (3/16 inch) steel or 6 mm (1/4 inch) aluminium plate.	Mandatory
5060	General Reg		Engine	Scatter shield	If fitted, then constructed of 6 mm (1/4 inch) steel plate	Mandatory
5070	General Reg		Engine	Scatter shield	If fitted, then mounted using 2 or more 10 mm (3/8 inch) high tensile steel bolts	Mandatory
5080	General Reg		Engine	Scatter shield - size	If fitted, then constructed to fully cover the circumference and width of the out ring and the front face extended inwards to a diameter equal to the mounting hub.	Mandatory
5090	General Reg		Engine	Scatter shield	10 mm (3/8 inch) maximum diameter hole for timing mark.	Allowed
5100	General Reg		Engine	Scatter shield	Openings other than that specified.	Forbidden
5110	General Reg		Engine	Harmonic balancer/pulley	If vehicle is quicker than 11.00 (14 Mile) or 7.00 (1/8 mile) or is a dragster or altered or any vehicle with an exposed engine and harmonic balancer is not steel or forged aluminium, then scatter shield fitted.	Mandatory
5120	General Reg		Engine	Harmonic balancer/pulley	Fitted with retaining plate or stepped ring design which prevents outer ring from detaching from mounting hub.	Mandatory
5130	General Reg		Engine	Harmonic balancer/pulley	If fitted, then bolted to crankshaft.	Mandatory
5140	General Reg		Engine	Lanyard style	If motorcycle is faster than 10.00 (1/4 mile) and is not a production motorcycle slower than 9.50 (1/4 mile), then operating, lanyard-type kill switch fitted and attached to the rider when motorcycle is in use.	Mandatory
5150	General Reg		Engine	Liquid overflow - catch can	Must be installed, if vehicle is capable of discharging liquid onto ground.	Mandatory
5160	General Reg		Engine	Catch can	Able to hold at least 600ml.	Mandatory
5170	General Reg		Engine	Liquid filler cap	Breather / oil tank cap positively retained.	Mandatory
5180	General Reg		Engine	Breather / oil tank	Fitted with a breather/oil tank, if supercharged and completing the 1/4 mile in less than 9.00 seconds or 5.70 seconds for the 1/8 mile	Mandatory

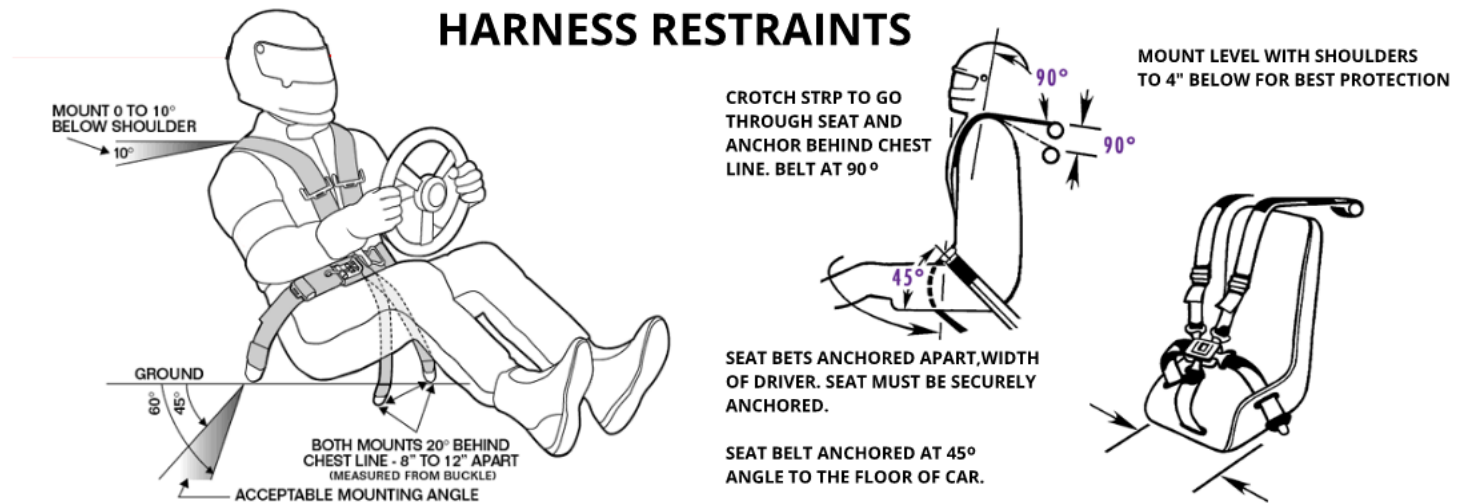
5190	General Reg		Engine	Breather / oil tank	When required on cars, no smaller than 4 litres	Mandatory
5200	General Reg		Engine	Breather / oil tank	When required on bikes, no smaller than 2 litres	Mandatory
5210	General Reg		Engine	Breather / oil tank	Volume of breather hoses, tubes or chassis rails doesn't count towards the minimum capacity of the breather / oil tank	Mandatory
5220	General Reg		Engine	Breather / oil tank	Disqualification for the run will follow if the breather / oil overflow tank isn't drained.	Mandatory
5230	General Reg		Engine	Engine - Containment Device	If Supercharged, Turbocharged, or Nitrous Oxide injected and completing the 1/4 mile in less than 9.00 seconds or the 1/8 mile in less than 5.70 seconds, fitment of either a lower engine containment device, belly pan or both, which are able to collecting oil and debris.	Mandatory
5240	General Reg		Engine	Engine - Containment Device	If naturally aspirated and completing the ¼ mile in less than 8.00 seconds or the 1/8 mile in less than 5.10 seconds, fitment of either a lower engine containment device, belly pan or both, which are capable of collecting oil / fluid and debris.	Mandatory
5245	General Reg		engine	Engine - Containment Device	Any naturally aspirated vehicle running slower than 7.99 seconds 1/4 mile or 5.10 seconds 1/8 mile, the use of a lower engine containment device is recommended.	Allowed
5250	General Reg		Engine	Maximum Pointer Gauge	Substitute in place of Boost Limiting Valve.	Allowed
5260	General Reg		Engine	Maximum Pointer Gauge	If installed so that manifold boost pressure is measured.	Mandatory
5270	General Reg		Engine	Maximum Pointer Gauge	If required, sealed to prevent tampering.	Mandatory
5280	General Reg		Engine	Maximum Pointer Gauge	If required, inspected by stewards during post-run compliance examination	Allowed
5290	General Reg		Engine	Nitrous oxide - bottle	Mounted outside of engine compartment.	Mandatory
5300	General Reg		Engine	Nitrous oxide - bottle	If mounted inside the driver's compartment, fixed to a structural member of the vehicle with metal brackets.	Mandatory
5310	General Reg		Engine	Nitrous oxide - bottle	Mounted in accordance with manufacturer's recommendations.	Mandatory
5320	General Reg		Engine	Nitrous oxide - bottle	Has an off/on tap.	Mandatory
2330	General Reg		Engine	Nitrous oxide - bottle	If mounted in driver's compartment, lines routed to exit the driver's compartment via the shortest path.	Mandatory
5340	General Reg		Engine	Nitrous oxide - bottle	Special key for shut off.	Forbidden
5350	General Reg		Engine	Nitrous Oxide - bottle	Purpose built for nitrous oxide.	Mandatory
5360	General Reg		Engine	Nitrous Oxide - Bottle Warmers	Manufactured for use on nitrous oxide bottles	Mandatory
5370	General Reg		Engine	Nitrous Oxide - Bottle Warmers	Modification	Forbidden
5380	General Reg		Engine	Nitrous Oxide - Filter	Sintered bronze fitted in the gas supply line.	Mandatory
5390	General Reg		Engine	Nitrous Oxide - Lines	Enclosed in 3 mm (1/8 inch) steel tubing where lines cross the torque converter or flywheel area.	Mandatory
5400	General Reg		Engine	Nitrous Oxide - Lines	Rated for at least 1500 psi.	Mandatory

5410	General Reg		Engine	Nitrous Oxide - Marker	If nitrous oxide fitted, then yellow N2O diamond shaped marker to be applied to exterior of the body panel closest to the nitrous oxide bottle and also to the uppermost left corner of the windscreen.	Mandatory
5420	General Reg		Engine	Nitrous Oxide - Relief valve	When bottle is inside the driver's compartment. Relief valve vented to atmosphere.	Mandatory
5430	General Reg		Engine	Nitrous Oxide - Switching	Both Fuel and Nitrous Oxide solenoid valves are switched together and are powered via a serial connection via the ignition switch and the special arming switch and the throttle switch.	Mandatory
5440	General Reg		Engine	Nitrous oxide - warning light	Clearly visible blue light to signal when system is armed.	Mandatory
5450	General Reg		Engine	Engine - Oil System	All oils system components including accumulators, oil filters, dry-sump tanks, oil supply lines in driver's compartment.	Forbidden
5460	General Reg		Engine	Engine - Oil System	Oil pressure gauge located in driver's compartment.	Allowed
5470	General Reg		Engine	Engine - Oil System	If oil pressure gauge is located in driver's compartment, then steel or braided steel oil supply lines.	Mandatory
5480	General Reg		Engine	Engine - Oil System	If fitted with remote oil system including coolers, pumps and tanks, then braided steel lines or hoses specifically designed for and fit for purpose.	Mandatory
5490	General Reg		Engine	Burst Panel	Fitted and complying with SFI Specification 23.1	Mandatory
5500	General Reg		Engine	Supercharger - case	Wider than 400 mm (16 inches)	Forbidden
5510	General Reg		Engine	Supercharger - Front Endplate	At least 6 mm (1/4 inch) thick on cars fitted with a Roots type supercharger running faster than 11.00 across the 1/4 mile (7.00 1/8 mile).	Mandatory
5520	General Reg		Engine	Fuel line - guard	If braided fuel lines are not used and the fuel line passes the line of the supercharger belt, then a guard is installed.	Mandatory
5530	General Reg		Engine	Intercooler - attachment	Mounted securely, including clamping of all hoses.	Mandatory
5540	General Reg		Engine	Air to liquid Type	If air to liquid type, then water or water and ice.	Mandatory
5550	General Reg		Engine	Air to liquid Type	If air to liquid type, then sealed.	Mandatory
5560	General Reg		Engine	Air to liquid Type	If air to liquid type, then with dry ice only.	Allowed
5570	General Reg		Engine	Air to liquid Type	If air to liquid type and if use dry ice, then vented to atmosphere.	Mandatory
5580	General Reg		Engine	Intercooler	Outside driver's compartment.	Allowed
5590	General Reg		Engine	Intercooler	If positioned within driver's compartment, then enclosed within a ballistic containment device which is Commercially produced and has a burst panel or relief valve which vents to outside of the driver's compartment.	Mandatory
5600	General Reg		Engine	Supercharger - overdrive	If Roots type, then maximum overdrive, 70%.	Mandatory
5610	General Reg		Engine	Supercharger - overdrive	If 18/71 Roots type, then maximum overdrive, 15%.	Mandatory
5620	General Reg		Engine	Supercharger - overdrive	If Screw type and rotor diameters larger than 216 mm (8.5 inches), then maximum overdrive, 60%.	Mandatory

5630	General Reg		Engine	Supercharger - overdrive	If Screw type and rotor diameters less than 216 mm (8.5 inches), then maximum overdrive, 125%.	Mandatory
5640	General Reg		Engine	Pulley	Cast pulley	Forbidden
5650	General Reg		Engine	Rear End Plate	At least 7.62 mm (0.300 Inch) thick on cars fitted with a Roots type supercharger running faster than 11.00 across the 1/4 mile (7.00 1/8 mile).	Mandatory
5660	General Reg		Engine	Supercharger - Restraints	If fitted with roots type supercharger and running faster than 11.00 across the 1/4 mile (7.00 1/8 mile), then equipped with aluminium shear bolts on the mounting face and restraints.	Mandatory
5670	General Reg		Engine	Supercharger - restraints	If T/F or F/C and Fuel Altered, then fitted with SFI Specifications 14.3.	Mandatory
5680	General Reg		Engine	Supercharger - restraints	If Screw type, then complying with SFI Specification 14.21.	Mandatory
5690	General Reg		Engine	Restraints	For intake hat	Allowed
5700	General Reg		Engine	Rotors	Cast rotor	Forbidden
5710	General Reg		Engine	Screw Type	Meeting specifications and recommendations of the manufacturer when rotor diameter is smaller than 178 mm (7 inches)	Mandatory
5720	General Reg		Engine	Screw Type	PSI variants A, B & D of the Supercharger 206 model and blueprinted units.	Allowed
5730	General Reg		Engine	Screw Type	Use in Sportsman Racing Category and non-championship competition, then PSI Supercharger 206 C variant.	Allowed
5740	General Reg		Engine	Secondary Systems	If Professional or Performance Racing Category and supercharging is used, then no other means of increasing boost pressure.	Mandatory
5750	General Reg		Engine	Supercharger	If fitted to motorcycle and belt driven, 3 mm (1/8 inch) steel shield or 4.8 mm (3/16 inch) alloy shield or a ballistic blanket must be fitted to protect the rider.	Mandatory
5760	General Reg		Engine	Supercharger	If Screw type and rotor diameters larger than 178 mm (7 inches), then complying with SFI Specification 34.1.	Mandatory
5770	General Reg		Engine	Supercharger	If not 18/71 type, then case longer than 400 mm (16 inches).	Forbidden
5780	General Reg		Engine	Supercharger	If T/F or F/C, then Screw type.	Forbidden
5790	General Reg		Engine	Approval	Approval from IHRA for units designed after 1/1/97.	Mandatory
5800	General Reg		Engine	Supercharger	OEM specified and approved modifications.	Allowed
5810	General Reg		Engine	Supercharger	Supercharger Modifications.	Forbidden
5820	General Reg		Engine	Supercharger	If modified in accordance with OEM specifications and approval, then recorded in vehicle Log Book.	Mandatory
5830	General Reg		Engine	Electronic throttle	If used, the safety/control elements needed for the use of electronic throttles to be maintained in the OEM ECU	Mandatory
5840	General Reg		Engine	Throttle Stop	If Top Fuel, Funny Car or Outlaw Nitro Funny Care, then used during burnouts	Mandatory
5850	General Reg		Engine	Throttle Control	Foot operated throttle and a return spring applying a force of at least 0.9 kg (2 lbs) attached to throttle arm.	Mandatory
5860	General Reg		Engine	Throttle Control	If driver has specific disability, alternative throttle control approved by IHRA.	Allowed

5870	General Reg		Engine	Throttle Control	Throttle linkages installed with limiting stop to prevent any linkage from going over-centre or sticking open.	Mandatory
5880	General Reg		Engine	Hand Throttles	Approved hand throttle for use in Super Stock, Super Sedan and Super Street.	Allowed
5890	General Reg		Engine	Twist Throttle	All motorcycles must use a self-returning twist grip throttle as standard fitment	Mandatory
5900	General Reg		Engine	Turbocharger - Secondary Systems	If Performance Race Category and turbocharger fitted, then secondary means of increasing boost pressure.	Forbidden
5910	General Reg		Interior	Harness	In good condition and securely fastened to the frame or reinforced mounting point.	Mandatory
5920	General Reg		Interior	Harness	Reinforcement are minimum of 75 mm (3 inches) by 75 mm (3 inches) by 3 mm (1/8 inch) steel plate.	Mandatory
5930	General Reg		Interior	Harness	All harnesses must be labelled or stamped by the manufacturer with their production date or an expiration (use by) date. Harness to be no older than 10 years from date of manufacturer. Onus is on the competitor/owner to ensure that all Harnesses are in date. Out of date Harnesses will require exclusion from the event on the day.	Mandatory
5940	General Reg		Interior	Harness	Fitted as recommended by the manufacturer, using the supplied hardware.	Allowed
5950	General Reg		Interior	Harness	Bolts penetrate through belt webbing.	Forbidden
5960	General Reg		Interior	Harness	Webbing crosses any surface sharper than a diameter of 10 mm (3/8 inch).	Forbidden
5970	General Reg		Interior	Harness	Protective plates installed where belts wrap around any section of the frame which is exposed to abrasion.	Mandatory
5980	General Reg		Interior		If seat is mounted in the upright position, then straps mounted as per the attached image.	Mandatory

FIGURE 27.0



5990	General Reg		Interior	Harness	If seat is mounted in the inclined position, then straps mounted as per the attached image.	Mandatory
------	-------------	--	----------	---------	---	-----------

6000	General Reg		Interior	Harness	If the two shoulder straps join prior to a common mounting point, then the junction of the belts is at least six inches behind the driver's neck.	Mandatory
6010	General Reg		Interior	Harness	If safety belts incorporate a lever type centre buckle, then fitted with a quick release cover or flap to prevent accidentally release of the buckle.	Mandatory
6020	General Reg		Interior	Harness	If sedan and slower than 12.00 seconds (1/4 mile equivalent) or is a Modern Street Vehicle and is slower than 10.00seconds (1/4 mile equivalent) and running at Off-Street Event, then minimum of quick release, lap/sash (three-point) type required, complying with Australian Standard E35 or AS 2596. Definition of a Modern Street Car is one that was delivered from factory with a minimum of a drivers air bag and four wheel disc brakes.	Mandatory
6030	General Reg		Interior	Harness	If sedans and quicker than 11.99 (1/4Mile equivalent),or faster than 110mph (176 kph), then minimum of four-point harness that complies at least with Australian Standard E35 or AS/NZS 2596	Mandatory
6040	General Reg		Interior	Harness	If sedan and faster than 130 mph (208 kph) or Modified Eliminator Vehicles Slower than 150 mph (240kph), then five-point harness complies to SFI 16.1 or FIA 8853/98 standard required.	Mandatory
6050	General Reg		Interior	Harness	If sedan and faster than 130 mph (208 kph) or Modified Eliminator Vehicles Slower than 150 mph (240kph), then constructed with a minimum 3 inch (75 mm) shoulder strap webbing width and minimum 2 inch waist belt webbing , that incorporates a crotch strap.	Mandatory
6060	General Reg		Interior	Harness	If sedan and faster than 130 mph (208 kph) or Modified Eliminator Vehicles Slower than 150 mph (240kph), then harness to be no older than 10 years from date of manufacture or 5 years from use by date .	Mandatory
6070	General Reg		Interior	Harness	If sedan and faster than 130 mph (208 kph) or Modified Eliminator Vehicles Slower than 150 mph (240kph), then harnesses manufactured to allow for Frontal Head Restraint systems are also acceptable.	Allowed
6080	General Reg		Interior	Harness	If rear engine Dragsters (except Junior Dragster) or is Modified Eliminator between 150 mph (208 kph) and 200 mph (320 kph), then centre-locking, five point or six point 'V' type racing harness required.	Mandatory
6100	General Reg		Interior	Harness	If rear engine Dragsters (except Junior Dragster) or is Modified Eliminator between 150 mph (208 kph) and 200 mph (320 kph), then minimum webbing width of 75 mm (3- inches), or webbing width as per the manufacturers requirements complying with SFI 16.1 when used with approved head and neck restraint systems.	Mandatory
6110	General Reg		Interior	Harness	If rear engine Dragsters (except Junior Dragster) or is Modified Eliminator between 150 mph (208 kph) and 200 mph (320 kph), then harness to be no older than 10 years from date of manufacture or 5 years from use by date .	Mandatory
6120	General Reg		Interior	Harness	If rear engine Dragsters (except Junior Dragster) or is Modified Eliminator between 150 mph (208 kph) and 200 mph (320 kph), then harnesses manufactured to allow for Frontal Head Restraint systems are also acceptable.	Allowed

6130	General Reg		Interior	Harness	If sedans, Dragster, Altered or Funny Car, and with a known performance of more than 200 mph (320 kph), then centre-locking V-Type racing harness, five or six point as a minimum.	Mandatory
6140	General Reg		Interior	Harness	If sedans, Dragster, Altered or Funny Car, and with a known performance of more than 200 mph (320 kph), then complies to SFI 16.1 or FIA 8853/98.	Mandatory
6150	General Reg		Interior	Harness	If sedans, Dragster, Altered or Funny Car, and with a known performance of more than 200 mph (320 kph), then no older than 3 years from date of manufacturer and/or must not exceed expiration date, or FIA 8853/98 and be no older than 5 years from date of manufacturer and/or must not exceed expiration date.	Mandatory
6160	General Reg		Interior	Seats	If competition vehicle, then seat provides collision, spin out or upset protection for entirety of driver's back and shoulders.	Mandatory
6170	General Reg		Interior	Seats	Correct size to suit driver.	Mandatory
6180	General Reg		Interior	Seats	If faster than 10.00 seconds (1/4 mile) or 6.50 seconds (1/8 mile) then it is recommended that a purpose built racing seat to FIA or SFI standards be used.	Information
6190	General Reg		Interior	Seats	Quicker than 10.00 seconds (1/4 mile or equivalent) and Australian Standard, ADR-approved or reclining style seats.	Forbidden
6200	General Reg		Interior	Seats	Quicker than 10.00 seconds (1/4 mile or equivalent) and sliding seat mechanisms and sliding mechanism cannot be positively isolated from movement.	Forbidden
6210	General Reg		Interior	Seats	Custom made.	Allowed
6215	General Reg		Interior	Seat Pour	Effective 01/02/2024 For Pro Slammer, Pro Mod vehicles, a custom seat made from either aluminium or carbon fibre must be formed with energy-absorbing material, formed to the driver of the vehicle's body, and covered with a minimum of one layer of flame-retardant material. The seat frame must be installed as a permanent part of the chassis.	mandatory
6216	General Reg		Interior	Seat	Race-style seats that have the head restraint system built into the seat. E.g., Racetech, Velo, or Sparco may be used in lieu of seats using a seat pour.	Allowed
6220	General Reg		Interior	Seats	Cross member or frame supports and secures driver's seat, at bottom and back.	Mandatory
6230	General Reg		Interior	Seats	If not original floors or mounts, then not secured to subfloor or floor.	Mandatory
6240	General Reg		Interior	Seats	Adequate external or internal support, mounted according to manufacturer guidelines and recognised racing seats and no external bracing.	Allowed
6250	General Reg		Interior	Seats	If fibreglass or similar, then 13 mm (1/2 inch) steel tube framework used to create external brace.	Mandatory
6260	General Reg		Interior	Seats - position	Mounted so as to allow driver sufficient forward vision.	Mandatory
6270	General Reg		Interior	Seats	If known performance or a class record quicker than 10.00 seconds (1/4 mile) or 6.50 seconds (1/8 mile), then fitted with purpose-built race seat from recognised race seat manufacturer, or custom built for chassis.	Mandatory
6280	General Reg		Interior	Seats - purpose built	If purpose built, then includes openings to permit correct harness use.	Mandatory
6290	General Reg		Interior	Seats - purpose built	If purpose built, then design is one piece without adjustable back rest or each seat section is securely mounted to chassis to secure driver in any incident.	Mandatory

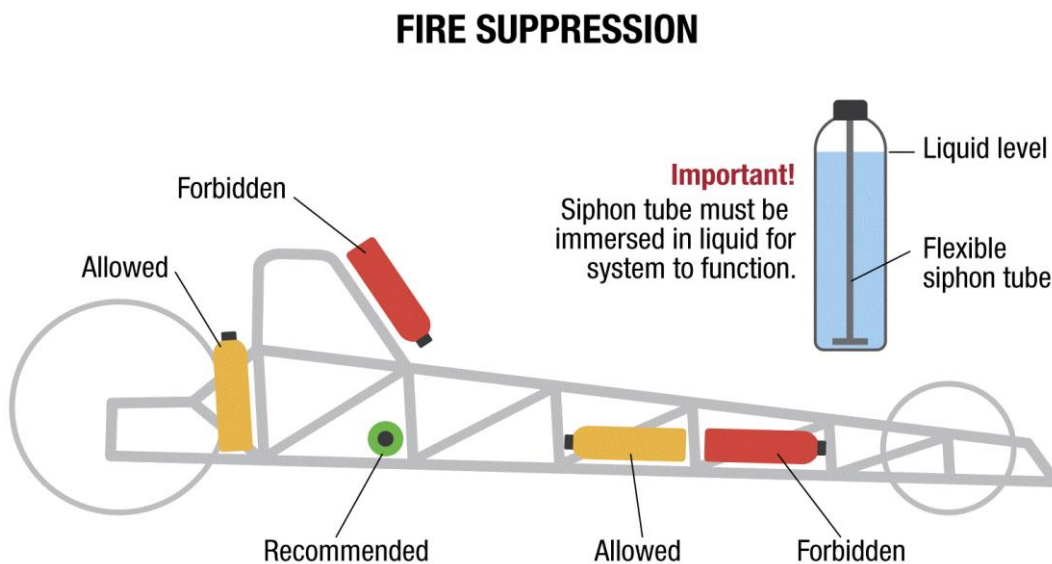


6300	General Reg		Interior	Trim	If class regulations allow removal, then re-trimmed with metal and sharp edges covered.	Mandatory
6310	General Reg		Interior	Window net	If sedan and ET quicker than 11.00 (1/4 mile)/700 (1/8 mile) and no arm restraints, then ribbon-type window net, fitted at driver's window between side and top bars and permanently attached at bottom edge.	Mandatory
6320	General Reg		Interior	Window net	Forward of driver seating position.	Mandatory
6330	General Reg		Support Group	Computer	Data processing device which analyses vehicle function and causes direct adjustment or limit to any vehicle operating parameter, during a run.	Forbidden
6340	General Reg		Support Group	Computer	Remote function, processing or control of any vehicle setting or limit.	Forbidden
6350	General Reg		Support Group	Computer	Traction control.	Forbidden
6360	General Reg		Support Group	Driver/rider conduct	Crew, driver or rider registering any level of breath alcohol when tested by IHRA will be ejected from the event.	Mandatory
6370	General Reg		Support Group	Driver/rider conduct	Crew, driver or rider registering any level of breath alcohol when tested by IHRA will be assessed for revocation of competition privileges and/or suspension.	Mandatory
6380	General Reg		Support Group	Driver/rider conduct	Crew, driver or rider under influence of any level of prohibited drugs will be ejected from the event.	Mandatory
6390	General Reg		Support Group	Driver/rider conduct	Crew, driver or rider under influence of any level of prohibited drugs will be assessed for revocation of competition privileges and/or suspension.	Mandatory
6395	General Reg		Support Group	Driver/rider conduct	Any abuse, ie verbal/physical from Crew, driver or rider to any IHRA Staff/Stewards and Track volunteers will incur a suspension effective immediately with a disciplinary tribunal to follow.	Mandatory
6400	General Reg		Support Group	Driver/rider conduct	Any person granted access to Restricted Areas can be tested by IHRA for prohibited substances.	Mandatory
6401	General Reg		Support Group	Driver/Rider-Credentials	When an IHRA Licence holder or member clearly identifies their association with IHRA Australia and discusses their involvement in the organisation in these types of forums they are expected to behave	Mandatory
6410	General Reg		Support Group	Crew - Apparel	Motorcycle Club Colours.	Forbidden
6420	General Reg		Support Group	Appearance -personnel	Presentable, if attending to competing vehicles.	Mandatory
6430	General Reg		Support Group	Crew - Start line	If present on start line, then must have specific duty to perform.	Mandatory
6440	General Reg		Support Group	Crew	If Top Fuel or Nitro Funny Car, then up to 15 crew members Including Driver	Allowed
6450	General Reg		Support Group	Crew	If Pro Alcohol or Pro Slammer or Top Bike or Pro Stock or Pro Bike, then up to 7 crew members Including Driver/Rider	Allowed
6460	General Reg		Support Group	Crew	If Performance Racing Category or Supercharged Outlaws or Top Sportsman, then up to 6 crew members Including Driver/Rider	Allowed
6470	General Reg		Support Group	Crew	If Sportsman Racing Category or Super Gas Eliminator, then up to 4 crew members Including Driver/Rider	Allowed
6480	General Reg		Support Group	Crew	Hearing protection recommended while on start line.	Allowed
6490	General Reg		Support Group	Crew	If vehicle in full stage, then crew not closer than 3m from rear of vehicle.	Mandatory

6500	General Reg		Support Group	Crew Member	If not Junior Dragster, then 16 years or older.	Mandatory
6510	General Reg		Support Group	Data logging/recording	Used to record functions of vehicle but not activate vehicle functions and complies with relevant class regulations.	Allowed
6520	General Reg		Support Group	Data logging/recording	Any device that assists in determining track location of any entry is prohibited. The use of ride height sensors and related accessories is prohibited from use in all categories( Except where permitted in class regulations ). The transmission of data or information to the driver or any remote location during the run is prohibited. No vehicle may be equipped with computers which in any effect the operation of the vehicle. Data recorders may be used to record functions of a vehicle so long as they do not activate any function on the vehicle. No vehicle may be equipped with devices that are activated by the Christmas Tree or by Radio transmitters. Devices or equipment may be removed or impounded at the request of the IHRA Australia Technical department at any event. If a device of any kind is discovered that transmits data or track location on any entry (Except where permitted in class regulations), the competitor and the team will be immediately suspended from further competition indefinitely and lose all related points and subsequent prize rewards. Additional penalties may be imposed based upon the severity of the offence.	Mandatory
6530	General Reg		Support Group	Data logging/recording	All wiring to be traceable by and fully visible to, IHRA officials.	Mandatory
6540	General Reg		Support Group	Data logging/recording	Device removed and configuration software or data downloaded by IHRA officials.	Allowed
6550	General Reg		Support Group	ECU software	Software developed specifically for the ECU in use.	Mandatory
6560	General Reg		Support Group	ECU software	Setup must allow easy verification by officials in field, of data being stored and software in use.	Mandatory
6570	General Reg		Support Group	ECU	Flashing.	Allowed
6580	General Reg		Support Group	ECU software	Recoding or alterations of OEM source code.	Forbidden
6590	General Reg		Support Group	ECU	Allows use of traction control.	Forbidden
6600	General Reg		Support Group	ECU	Allows use of any function which changes the performance of the vehicle as a result of reacting to anything which occurs during a track run.	Forbidden
69610	General Reg		Support Group	ECU	Controls fuel, ignition, manifold boost pressure or any other engine parameter, relative to pre-set engine conditions.	Mandatory
6620	General Reg		Support Group	ECU - pre-sets	Tuning function or any other setting or parameter is pre -set prior to run and cannot be altered during the run.	Mandatory
6630	General Reg		Support Group	ECU	Closed-loop functions or reactive control systems including slew rate ignition control.	Forbidden
6640	General Reg		Support Group	ECU	IHRA officials inspect data or engine loggers at any time.	Mandatory
6650	General Reg		Support Group	ECU	Where permitted by Class Regulations, open loop, two-step or timed operation.	Allowed
6660	General Reg		Support Group	ECU	If MAP sensor used, then calibrated and locked so it is not able to be adjusted.	Mandatory
6670	General Reg		Support Group	ECU - MAP sensor	Any sensor wiring combined with other wires in a wiring loom.	Forbidden
6680	General Reg		Support Group	ECU - MAP sensor	All wiring is visible (exposed) and can be traced.	Mandatory
6690	General Reg		Support Group	ECU - data	ECU receives data from suspension travel sensors.	Forbidden
6700	General Reg		Support Group	ECU - data	ECU receives data from motion detectors.	Forbidden

6710	General Reg		Support Group	ECU - data	ECU receives data from wheel speed sensors.	Forbidden
6720	General Reg		Support Group	ECU - data	ECU receives data from accelerometers.	Forbidden
6730	General Reg		Support Group	ECU - wiring	ECU wiring to be traceable by and fully visible to, IHRA officials.	Mandatory
6740	General Reg		Support Group	ECU	If street registered and built post December 2012 and not faster than 10.00 seconds (1/4 mile) or equivalent, then Electronic Stability Control fitted.	Mandatory
6750	General Reg		Support Group	ECU	If street registered and built post December 2012 and not faster than 10.00 seconds (1/4 mile) or equivalent and Electronic Stability Control fitted, then no performance advantage is assigned, over non ESC vehicles.	Mandatory
6760	General Reg		Support Group	Electrical Cables - Safety	If electrical power leads used in pits, then comply with and tagged in accordance with government regulations and not routed across roadways.	Mandatory
6770	General Reg		Support Group	Fire bottle	If used in on-board vehicle fire suppression systems, then biannually inspected and certified by recognised authority.	Mandatory
6780	General Reg		Support Group	Fire extinguisher - number	Every crew or competitor has at least one operable, loaded fire extinguisher.	Mandatory
6790	General Reg		Support Group	Fire extinguisher - location	In tender vehicle or Immediately accessible for an emergency.	Mandatory
6800	General Reg		Support Group	Fire extinguisher - in vehicle	If hand held fire extinguisher in driver's compartment, is fitted with a bracket manufactured for this purpose.	Mandatory
6810	General Reg		Support Group	Fire extinguisher - type	recommended dry chemical, minimum size 1.2 kg / 2.5 lbs.	Information
6820	General Reg		Support Group		If fire suppression system fitted, then bottle mounted as shown in illustration.	Mandatory

FIGURE 28.0



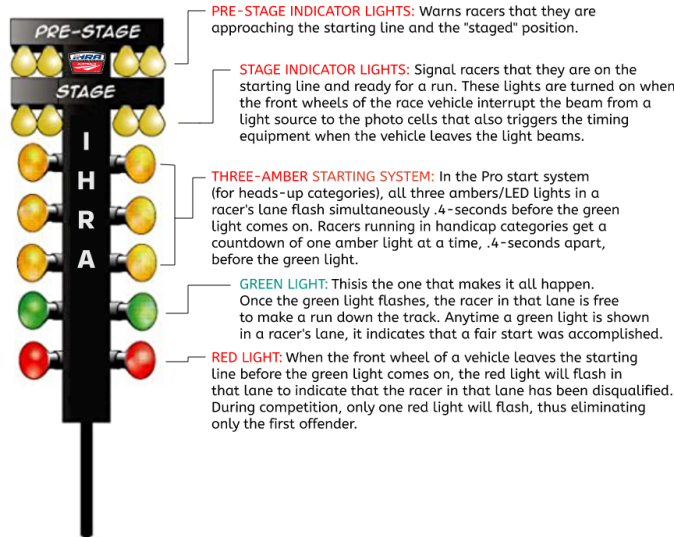
6830	General Reg		Support Group	Fire suppression system - installation	Nozzles in front of every exhaust header bank and directed at the engine.	Mandatory
6840	General Reg		Support Group	Fire suppression system - dispersion - engine	Agent spray nozzles to be configured to manufacturers recommendations.	Mandatory
6850	General Reg		Support Group	Fire suppression system - dispersion - driver	At least 1 nozzle to be sprayed into driver's compartment.	Mandatory
6860	General Reg		Support Group	Fire suppression system - installation	Primary nozzle located with intent to protect the driver.	Mandatory
6870	General Reg		Support Group	Fire suppression system - installation	Nozzle located near steering column and pointing at driver.	Mandatory
6880	General Reg		Support Group	Fire suppression system - dispersion - driver	Compliant with manufacturer instructions.	Mandatory
6890	General Reg		Support Group	Fire suppression - dispersion	Compliant with manufacturer's recommendation.	Mandatory
6900	General Reg		Support Group	Fire suppression system - activation - discharge of bottle	Full discharge if bottle activated.	Mandatory
6910	General Reg		Support Group	Fire suppression system - activation - discharge of bottle	Activation of system results in partial discharge of bottle.	Forbidden
6920	General Reg		Support Group	Fire suppression system	Valves fitted that allow air pressurisation.	Forbidden
6930	General Reg		Support Group	Fire suppression system	Fittings for filling or emptying systems are manufacturer approved.	Mandatory
6940	General Reg		Support Group	Fire suppression system	Fire bottle discharge prevention device removed before vehicle is in hands of the Starter.	Mandatory
6950	General Reg		Support Group	Fire suppression system	Halon (BCF) fire protection systems.	Forbidden
6960	General Reg		Support Group	Fire suppression system	Bottle recertification process checks for siphon tube damage.	Mandatory
6970	General Reg		Support Group	Fire suppression system	Regular inspection by competitor, for condition and pressure vessel compliance.	Mandatory
6980	General Reg		Support Group	Fire suppression system	IHRA accepts manufacturers to appoint agents for inspection and certification.	Information
6990	General Reg		Support Group	On-board fire extinguisher - applicability	If front engine Top Fuel Dragster, or power addered vehicle with enclosed, composite or fibreglass body, faster than 8.99 (1/4 mile) 5.73 (1/8 mile), then a 9 kg (20 lb) capacity, on-board fire extinguisher system installed.	Mandatory
7000	General Reg		Support Group	Fire suppression system - applicability	If enclosed vehicle faster than 8.00 (1/4 mile), 5.10 (1/8 mile) and class regulations do not instruct otherwise, then fire suppression system of capacity at least 5 lb.	Mandatory
7010	General Reg		Support Group	Fire suppression - type	Compliant with federal regulations.	Mandatory
7020	General Reg		Support Group	Fire suppression system - installation	Compliant with manufacturer instructions.	Mandatory

7030	General Reg		Support Group	Fire suppression system - activation	Mechanical.	Mandatory
7040	General Reg		Support Group	Jacks and Safety Stands	If working under vehicle, then vehicle supported by jack stands or, if motorcycle, then work stand.	Mandatory
7050	General Reg		Support Group	Lifting Devices	If not Top Bike, raising vehicle drive wheel/s off the ground in staging lanes.	Forbidden
7060	General Reg		Support Group	Competition - Passengers	If approved by IHRA, then one passenger.	Allowed
7070	General Reg		Support Group	Competition - Passengers	If passenger, then fire and ambulance crews present.	Mandatory
7080	General Reg		Support Group	Competition - Passengers	If passenger, then same safety regulations that apply to driver.	Mandatory
7100	General Reg		Support Group	Competition - Passengers	If passenger, then briefed on safety procedures and completes indemnity form.	Mandatory
7110	General Reg		Support Group	Competition - Passengers	If passenger, then vehicle subjected to scrutineering checks with passenger in vehicle.	Mandatory
7120	General Reg		Support Group	Competition - Passengers	If passenger, then 18 years or older, and in sedan type vehicle slower than 10.50 seconds (1/4 mile) 6.70 seconds (1/8 mile).	Mandatory
7130	General Reg		Support Group	Competition - Passengers	If passenger and sedan type vehicle and quicker than 10.50 seconds (1/4 mile) but slower than 6.70 seconds (1/4 mile)	Forbidden
7140	General Reg		Support Group	Competition - Passengers	If rear engine dragster, then passenger is 18 years or older and is located behind driver and approved by IHRA.	Mandatory

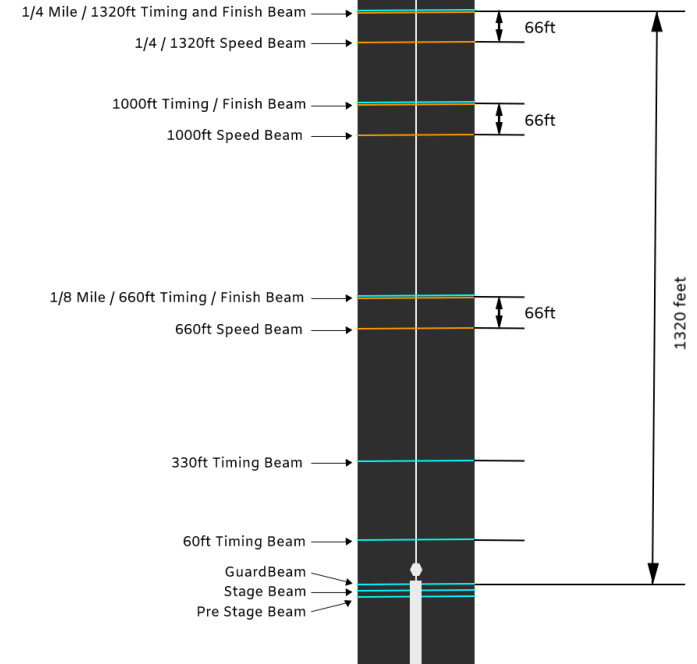
7160	General Reg		Support Group	Competition - Passengers	If passenger is 75 years or older, recommend medical advice be sought.	Mandatory
7170	General Reg		Support Group	Competition - Passengers	If passenger, then Track keeps register.	Mandatory
7180	General Reg		Support Group	Competition - Passengers	If passenger and activity operated for monetary gain, then annual fee payable to IHRA.	Mandatory
7190	General Reg		Support Group	Competition - Passengers	If passenger and activity operated for monetary gain, then IHRA approval sought at least 7 days prior.	Mandatory
7200	General Reg		Support Group		All protests are to be in writing and lodged with an IHRA Official along with a \$300 fee.	Mandatory
7201	General Reg		Support Group		All protests must be lodged no later than 30 minutes after the run.	Mandatory
7102	General Reg		Support Group		See IHRA Steward for further Protest procedure policy in the stewards Manual	Mandatory
7203	General Reg		Support Group		Refer to <a href="https://www.ihra.com.au/Competitors-Information.html">https://www.ihra.com.au/Competitors-Information.html</a> IHRA Australia Drivers/Rider /Pit crew policy for guide to penalties/sanctions against drivers found guilty of Code of conduct or Social Media Policy.	Mandatory
7205	General Reg		Support Group		Video footage provided by the official Broadcaster of the series may be used at the discretion of the Meeting Director/Chief Steward to assist or adjudicate on any racing infractions or protests.	Allowed
7206	General Reg		Support Group		Footage from personal devices i.e.: mobile phones/go pros etc. used to determine the outcome of a race.	Forbidden
7210	General Reg		Support Group	Radio Communication	If Sportsman Racing Category or Super Gas Eliminator, then radio Communication with driver/rider.	Forbidden

FIGURE 29.0

### IHRA AUSTRALIA STARTLINE SYSTEM



### TIMING BEAMS



7220	General Reg		Support Group	Radio Communication	If Communication device fitted to helmet, then conforms with helmet certification.	Mandatory
7230	General Reg		Support Group	Self-Starting	If a pair of vehicles is in the hands of the Starter, then re-starting using outside assistance.	Forbidden
7235	General Reg		Support Group	Self-Starting	Self Starting for all sportsman categories (excluding junior dragster, modified bike and Supercharged Vehicles) will require an on-board starter motor.	Mandatory
7240	General Reg		Support Group	Self-Starting - Safety	Starting by towing or pushing the vehicle or using rollers that drive the wheels of the vehicle.	Forbidden
7250	General Reg		Support Group	Self-Starting - Safety	If remote starting device, then fitted with safety guard over chains or gears and over electrical connectors.	Mandatory
7260	General Reg		Support Group	Tailgate Lift	If not in use, then resting on ground or locked in vertical position against the rear of the transporter.	Mandatory
7270	General Reg		Support Group	Tender Vehicle	Competition number displayed on tender vehicle.	Mandatory
7280	General Reg		Support Group	Tender Vehicle	If motorised and used as tender or crew transport vehicle, then driver holds provisional or driver's licence as minimum.	Mandatory
7290	General Reg		Support Group	Tender Vehicle	If not full size two or four-wheel motorcycle or golf buggy and with head and tail lights.	Forbidden

7300	General Reg		Support Group	Tender Vehicle	If motorcycle and driven faster than 10kph, then rider wearing helmet complying with AS/NZ 2063.	Mandatory
7310	General Reg		Support Group	Tender Vehicle	Pocket' or 'Monkey' bikes or motorised wheeled devices.	Forbidden
7320	General Reg		Support Group	Tender Vehicle - Safety	Serviceable fire extinguisher is present and available for immediate use.	Mandatory
7330	General Reg		Support Group	Tender Vehicle - Safety	Dry chemical type extinguisher (1.2 kg / 2.5 lbs minimum size) recommended.	Information
7340	General Reg		Support Group	Tender Vehicle - Safety	Crew members seated completely within cab or truck bed.	Mandatory
7350	General Reg		Support Group	Tender Vehicle - Safety	If vehicle moving, then doors closed.	Mandatory
7360	General Reg		Support Group	Towing	If vehicle is open type, then strap or cable attached at or near the front axle.	Mandatory
7370	General Reg		Support Group	Towing	If vehicle is open type, then strap or cable attached to roll cage.	Forbidden
7380	General Reg		Support Group	Towing	Steel towing cables.	Forbidden
7390	General Reg		Support Group	Traction control	Traction control or reactive traction control system.	Forbidden
7400	General Reg		Support Group	Traction control - ESC	If street registered and built post December 2012 and not faster than 10.00 seconds (1/4 mile) or equivalent, then Electronic Stability Control fitted.	Mandatory
7410	General Reg		Support Group	Traction control	If street registered and built post December 2012 and not faster than 10.00 seconds (1/4 mile) or equivalent and Electronic Stability Control fitted, then no performance advantage is assigned, over non ESC vehicles.	Information
7420	General Reg		Support Group		Failing to comply with any of the rules that relate to the use of traction control shall result in a 12 month suspension and a \$15,000 fine. Any type of Traction control device, electronic or mechanical is prohibited. A traction control device is any unit or system that uses live data to control functions of the vehicle, such as tyre slip which are not controlled by the driver. These devices are, but not limited to, timing control based on the wheel, driveline, or engine acceleration, braking control, throttle control, tyre shake meters, vertical acceleration meters, misfire control, shutter box, relays, and or rpm-activated chips	Mandatory
7430	General Reg		Support Group	Warm-up - Safety	If vehicle running, then driver/rider at the controls.	Mandatory
7440	General Reg		Support Group	Warm-up - Safety	If vehicle is running and drive wheels are off the ground, then vehicle supported by jack stands or, if motorcycle, then work stand.	Mandatory
7442	General Reg		Transmission	Transmission	Automatic equipped vehicles must run in Automatic class designation ( eg: A/DA, A/AA (A) defines automatic class designation	Mandatory
7443	General Reg		Transmission	Transmission	Clutch equipped vehicles must run in a manual class. (eg: A/D, A/A)	Mandatory
7444	General Reg		Transmission	Transmission	Conventional Aftermarket or OEM automotive transmission required in all classes. Transmission must remain in the conventional location determined by engine used. Gas classes permitted to use manual clutchless transmissions up to five forward speeds. Automatic transmissions using a clutch in place of the torque converter are acceptable in manual classes. All automatic classes limited to automotive based OEM planetary transmission of up to three speeds using a torque converter.	Allowed
7450	General Reg		Vehicle	Vehicle	Three-wheeled and used in competition.	Forbidden

7460	General Reg		Vehicle	Vehicle	Three-wheeled and compliant with Australian Design Rules and participating in test and tune or off-street event.	Allowed
7470	General Reg		Vehicle	Vehicle	Rider completed Level 3 performance testing and undertaking paired running with motorcycles	Allowed
7480	General Reg		Vehicle	Appearance - vehicles	Presentable.	Mandatory
7490	General Reg		Vehicle	Ground clearance	Except for engine sump and containment device, from 305 mm (12 inches) behind the centreline of the front axle, to the front of the vehicle, clearance of at least 75 mm (3 inches). For remainder of vehicle, clearance of at least 50 mm (2 inches).	Mandatory
7500	General Reg		Vehicle	Ground clearance - motorcycles	If motorcycle, then ground clearance is at least 50 mm (2 inches) measured with 10 psi in rear tyre and with rider and equipment in place.	Mandatory
7510	General Reg		Vehicle	Ground clearance	Checked during technical inspection.	Mandatory
7520	General Reg		Vehicle	Ground clearance	If staging problems occur, then either or both vehicles that are found not to comply with minimum ground clearance shall be disqualified.	Mandatory
7530	General Reg		Vehicle	Ground clearance	It is advisable to allow sufficient ground clearance, to prevent breaking of beams due to body movement during staging.	Mandatory
7540	General Reg		Vehicle	Parachute	If fitted, must be repacked on day of racing to ensure proper deployment.	Mandatory
7550	General Reg		Vehicle	Parachutes	If fuel is nitromethane, then exposed shroud lines and parachute pack protected with fire-resistant material.	Mandatory
7560	General Reg		Vehicle	Parachutes	All vehicles that exceed 150 Mph (241 Kph) must be fitted with a parachute. It is mandatory that the chute is deployed by the end of the speed trap.	Mandatory
7570	General Reg		Vehicle	Parachutes - shroud line attachment	Diameter at least 1 inch (25.4mm) bush with a 1/2 inch (13mm) bolt. Quick release spring loaded pins permitted.	Mandatory
7575	General Reg		Vehicle	Parachutes- shroud line attachments	Diameter at least 1 inch (25.4mm) bush with a 1/2 inch (13mm) Quick release spring loaded pins permitted.	Allowed
7580	General Reg		Vehicle	Parachute	During pre-race preparation, devices or pins to prevent parachute opening marked with clearly - visible, bright-coloured ribbon or flag.	Mandatory
7590	General Reg		Vehicle	Parachute	When in the hands of the starter, safety pins used to retain parachute must be removed, failure to remove safety pins will automatically see that run disallowed.	Mandatory
7600	General Reg		Vehicle	Parachute	Failure to deploy Parachute/s will result in disciplinary action and is subject to Licence suspension and or monetary fines.	Mandatory
7620	General Reg		Vehicle	Parachute - dual	If vehicle exceeds 200 mph (320 kph), dual with separate shroud line attachments points.	Mandatory
7630	General Reg		Vehicle	Technical Inspections	Technical Inspection completed prior to application for renewal or issue of Vehicle Log Book.	Mandatory
7640	General Reg		Vehicle	Technical Inspections	If applying for renewal or issue of Vehicle Log Book, then Office Copy of current Technical Inspection form send to IHRA.	Mandatory
7650	General Reg		Vehicle	Technical Inspections	If Dragster or Altered or Funny Car, then Technical Inspection every 2 years.	Mandatory
7670	General Reg		Vehicle	Technical Inspections	If factory prepared race vehicle, then Technical Inspection every 2 years.	Mandatory



7680	General Reg		Vehicle	Technical Inspections	If Exhibition Racing Category, then Technical Inspection every 2 years.	Mandatory
7690	General Reg		Vehicle	Technical Inspections	If any other vehicle specified by IHRA, then Technical Inspection every 2 years.	Mandatory
7700	General Reg		Vehicle	Technical Inspections	Technical Inspection / Chassis Inspection stickers attached and inspection noted in Vehicle Log Book.	Mandatory
7710	General Reg		Vehicle	Technical Inspections	If vehicle doesn't have a continuous Technical Inspection history, then Technical Inspection as a new vehicle.	Mandatory
7711	General Reg		Vehicle	Technical Inspections	If Motorcycle and has wheelie bars fitted must have Technical Inspection every Two years	Mandatory
7720	General Reg		Vehicle	Vehicle Weight Limits	If Racing Category is Professional, Performance or Sportsman, excluding Junior Dragster then stated weight limits include the driver.	Mandatory
7730	General Reg			Burnouts	If not driver or permitted passenger, then touching vehicle during burnout.	Forbidden
7750	General Reg			Burnouts	Performing a 'U' Turn after burnout.	Forbidden
7760	General Reg			Burnouts	If Championship level event, and not Top Fuel or Nitro Funny Car or Outlaw Nitro Funny Car, and where sufficient space exists between the water area and the start line, then crossing the start line only once.	Mandatory
7770	General Reg			Burnouts	If burnout commenced and engine stops, then restart without outside assistance. I.e.: no remote starters.	Mandatory
7780	General Reg			Burnouts	If burnout is underway, then standing directly in front of vehicle.	Forbidden
7790	General Reg			Burnouts	If engine running and vehicle has moved, then only crew persons can touch vehicle and only once another crew member or official is in clear view of driver/rider to signal instructions.	Mandatory
7800	General Reg			Burnouts	If vehicle has a failure during burnout and stops more than 30.5m (100ft) out from start line, then track cleared before next race.	Mandatory
7810	General Reg		Vehicle	Staging	Following the burnout procedure, if both vehicles/bikes are moving forward to enter into pre-stage. It is prohibited for any crew member to place their foot in the staging beam, this action can independently initiate the start. In qualifying the run will be disallowed, in competition the competitor will be disqualified	Mandatory
7811	General Reg		Vehicle	Staging	Staging is only permitted in a forward direction. Reverse staging will result in immediate disqualification.	Mandatory
7812	General Reg		Vehicle	Staging	Staging only permitted with vehicles / Bikes under its own power.	Mandatory
7813	General Reg		Vehicle	Staging	Deep staging permitted except Super Gas	Mandatory
7814	General Reg		Vehicle	Staging	Staging permitted only by visual observation of track equipment. Cameras/light monitors not permitted. One mirror permitted to aid driver, must be mounted securely and made from material that is shatter proof.	Mandatory

7815	General Reg		Vehicle	Staging	Where a venue utilises the auto-start system the staging timer is only activated where one competitor is in Full Stage and the other in pre-Stage. If a competitor has failed to stage within twenty (20) seconds for Performance and Sportsman classes, or seven (7) seconds for Professional and Pro Radial of his or her opponent being permitted to do so, then that competitor will be disqualified.	Mandatory
7816	General Reg		Vehicle	Staging	In all cases during qualifying, any vehicle that has not completely staged will be disqualified, and no further penalty shall be exacted.	Mandatory
7817	General Reg		Vehicle	Staging	During qualifying, if there is no amber, green or red light on the Christmas Tree after the vehicle has moved, the racer will be deemed to not having accepted the start, and will be disqualified. If both competitors leave the start line with no amber, green or red light appearing on the Christmas Tree both competitors will be disqualified.	Mandatory
7818	General Reg		Vehicle	Staging	A reasonable amount of time will be allowed for Driver/ Rider to stage, with that determination being at the sole and absolute discretion of The Starter. Failure to stage upon The Starter's instructions is possible grounds for disqualification. If a competitor has failed to stage within twenty (20) seconds for Performance and Sportsman classes, or seven (7) seconds for Professional and Pro Radial of his or her opponent being permitted to do so, then that competitor may be adjudged to be "sandbagging", and The Starter may initiate the starting sequence, at their discretion.	Mandatory
7819	General Reg		Vehicle	Staging	Once vehicle is in the hands of The Starter (refer GR 7855, "In the Hands of The Starter"), if the engine stops the vehicle will be disqualified from racing unless it can be restarted without outside assistance. The use of remote starters to restart a vehicle that has stalled is not permitted.	Mandatory
7820	General Reg		Vehicle	Staging	Permitted staging is by visual observation of track equipment. The application or use of devices such as cameras or light sensitive monitors and/or reactors that permits the Driver/ Rider to gauge the position of the vehicle in relation to the start line, or that independently initiates the start is prohibited.	Mandatory
7821	General Reg		Vehicle	Staging	The use of one mirror to aid the Driver in staging is permitted, mirror must be permanently mounted and made from a material that is not likely to shatter or become a projectile in the event of an accident.	Mandatory
7822	General Reg		Vehicle	Staging	Following the burnout procedure, it is prohibited for any crew member to place their foot in the staging beam, this action can independently initiate the start.	Mandatory
7823	General Reg		Vehicle	Staging	During the staging process, only the vehicle wheel/ tyre can bring on the pre-Stage lights for staging purposes. Following the burnout procedure by both vehicles, and once one vehicle is pre-Stage, no person/s in either lane can contact the staging beams, this will result in the run being disallowed in Qualifying and disqualification during Eliminations.	Mandatory

7824	General Reg		Vehicle	Staging	All staging must be carried out under the vehicles engine power with engine running and must be capable of driving into stage without assistance. Motorcycle riders are permitted to stage by using their feet provided motorcycle is capable of staging under vehicles engine power. Iterative staging devices (such as the Bump Box) which enable a car to move a pre-set distance are permitted in Performance, Sportsman and Super Gas only.	Mandatory
7825	General Reg			Oil down	If vehicle has a failure during race, then moves to the outside edge of track and stops.	Mandatory
7830	General Reg			Oil down	If your vehicle deposits any oil or water onto the racing surface, which requires the use of machines to clean racing surface, more than twice in the same event, will be a mandatory disqualification.	Mandatory
7840	General Reg				If sedans, Dragster, Altered or Funny Car, and with a known performance of more than 200 mph (320 kph), then harnesses manufactured to allow for Frontal Head Restraint systems are also acceptable.	Allowed
7841	General Reg				Touching the boundary line or the centre line of the racing surface other than intentionally leaving the surface to avoid depositing debris (in all instances the run must be aborted and no et or speed will be recorded).	Mandatory
7842	General Reg				Touching the centre line during the burnout or during braking after the finish line, is not an automatic disqualification.	Allowed
7843	General Reg				Touching the centre line during the burnout or during braking after the finish line, competitor may be disqualified if this action is deemed by the relevant officials to be careless or hazardous to the vehicle in the opposing lane.	Mandatory
7844	General Reg				Parachutes will not be considered a boundary infraction once the vehicle has crossed the finish line.	Mandatory
7845	General Reg				A competitor who removes the finish line timing block will be disqualified.	Mandatory
7846	General Reg				A competitor who has had his/her timing block removed by a competitor in the other lane will be declared the winner, however no et or mph will be recorded for that racer.	Mandatory
7847	General Reg				Any part of the vehicle touching the centre line or boundary before the vehicle has crossed the finish line will be disqualified.	Mandatory
7848	General Reg				Centre Line and boundary crossing rules do not apply on solo runs, although the run must be aborted.	Allowed
7849	General Reg				In cases where a component of a vehicle becomes detached during an elimination run, and in the opinion of the officials endangers any other person, the competitor will be disqualified. During qualifying, the run will be disallowed. Mandatory safety items that are designed to detach from the vehicle in an emergency (supercharger burst panel) will be subject to a review from the Chief steward/Meeting director..	Allowed

7850	General Reg		Policies		Insurance and judicial provisions as incorporated into the conduct of events covered by the event permit will apply on consecutive days only, between 6.00 am on the first day of the event and will continue through to 6.00am on the morning following the completion of eliminations, this applies to all competitors and crew issued credentials	Mandatory
7851	General Reg		Policies	Event Testing	All Professional Vehicles competing at an IHRA Australia sanctioned test event prior to a championship round will result in all vehicles meeting its designated class regulations.	Mandatory
7852	General Reg		Policies	Event Testing	All vehicles competing at a National Championship round will be bound by a No testing Policy 36 hours before the first qualifying run of the event. Exemptions to this rule by tracks can be granted via special request in writing to IHRA and APDR Ltd, under extenuating circumstances	Allowed
7853	General Reg		Policies	Policies	Every round of eliminations must produce a winner including (ARF) All Run Format	Mandatory
7854	General Reg		Policies	Policies	The race is deemed to have started once both competitors have entered the hands of the starter. The outcome of a paired race may be determined by using the First or worst Infraction.	Mandatory
7855	General Reg			Racing Procedure	A vehicle is deemed to be in the hands of the starter when the front wheel/s enter the designated burnout area.	Mandatory
7856	General Reg			Racing Procedure	All bye runs must produce a winner.	Mandatory